

Indoor/Outdoor Aspen Lifelike Tree

model no. 151-4422-2

IMPORTANT: Please read this manual carefully before assembly and save it for reference

ASSEMBLY INSTRUCTIONS

Before you begin, please note:

- This tree is intended for indoor use only.
- Use only indoor mini-lights on the tree.
- Read instructions completely before assembling your tree.
- Save the carton for storing your tree.
- Illustrations are for reference only.

* The carton should contain a top, a middle and a bottom section.

Also included is a base (either plastic or metal). Remove all packaging (i.e. cardboard and plastic) before beginning.



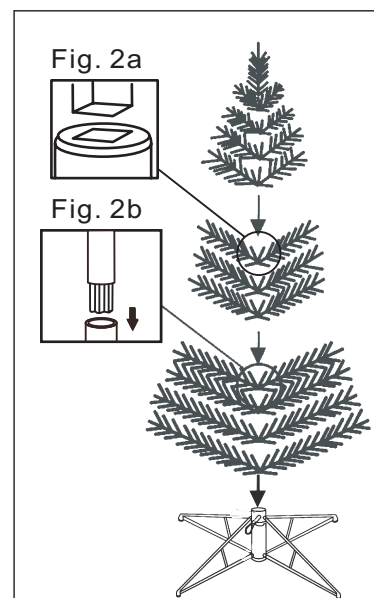
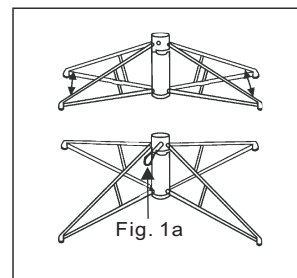
1. Metal stands included with the tree will require assembly.
Metal stands unfold and the tree is secured into the base with the eyebolts provided (Fig. 1a).
2. Carefully insert the bottom branch section (the largest) into the base pole. Continue inserting branch sections in descending-size order (Fig. 2b). Finally, insert the top of the tree (unhinged) into the plastic square opening on the top of the last hinged branch section (Fig. 2a).
3. As you assemble your tree, the branches will fall into place (Fig. 3).
Take care not to place unnecessary pressure on the brackets when assembling. The branches on your tree can be adjusted to give it the desired amount of fullness. For best results, straighten and separate all branch tips, then bend them slightly upward (Fig. 4).

YOUR TREE IS NOW READY TO BE DECORATED


Storage tips:

- Remove all decorations.
- Starting from the top, press the tips of the branches back against the stems, then carefully remove the branch sections.
- Place the branch sections back into the box, putting the largest one on the bottom.
- Store the box flat, not on its end, in a cool, dry place.
- Do not store the tree in a damp area or an area where the temperature exceeds 37.8°C (100°F).

Flame Retardant



Limited One-year Warranty.

This  product carries a one-year warranty against defects in workmanship and

materials. Trileaf Distribution agrees to replace a defective product, within the stated warranty period, when returned to the place of purchase with proof of purchase. This product is not guaranteed against wear or breakage due to misuse and/or abuse.

Made in China

Imported by Trileaf Distribution Trifeuil Toronto, Canada M4S 2B8

