


CANVAS^{TM/MC}

CARSON ACCENT TABLE

MODEL NO. 068-7584-8



Toll-free: 1-888-670-6684

IMPORTANT: Please read this manual carefully before beginning assembly of this product.
Keep this manual for future reference.

CANVAS^{TM/MC}

Made in China

Imported by
Trileaf Distribution Trifeuil Toronto, Canada M4S 2B8

Table of Contents	3
Important Safety Instructions	3
Parts List	4
Assembly	5
Cleaning and Maintenance	6
Technical Specifications	7
Warranty	8



Warning! To reduce the risk of serious injury, read the following safety instructions before assembling and using the table.

**Caution! Always keep children under close supervision while they are using or around this product.
Never leave children unattended.**


- This product is intended for domestic outdoor use only
- The product should be placed on flat, horizontal ground.
- In case you set up more than one table, keep a minimum distance of 1 m (39") between the tables.
- Any assembly or maintenance of the product must be carried out by adults only.
- Arrange necessary manpower when assembling or moving the product.
- Keep children and pets away while setting up the table.
- Check all nuts and bolts periodically for tightness. When required, tighten them again.
- Repairing and replacing parts should be done by a qualified technician.
- Remove accumulated water on the wood immediately, or disassemble the table in order to avoid damages.
- If the product will not be used for a longer period, it should be stored in a clean, dry environment.
- Retain the original packaging to store the table.

IMPORTANT: Retain for future reference, and read carefully.

4 MODEL NO. 068-7584-8

1

Panel - 1



2

Triangle frame - 1




3

Leg - 3



A



M6 x 35 mm bolt - 3 Shown actual size

B



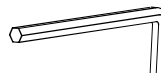
M8 x 55 mm bolt - 3 Shown actual size

C



M6 washer-3 Shown actual size

D



4 x 64 x 25 mm hex wrench - 1

E



5 x 64 x 25 mm hex wrench - 1

**CAUTION!**

- Proper placement of you table is essential.
- Keep children away during assembly.
This product contains small parts which can be swallowed by children.
- Do not attempt to assemble the furniture if any parts are missing.

**Let us help you!**

DO NOT RETURN YOUR PRODUCT TO THE STORE. CALL US FIRST!
1-888-670-6684

If you have questions regarding your product, require warranty assistance, or have damaged or missing parts, please call our customer service toll-free helpline. Contact us for assistance; we're here to help.

IMPORTANT: Please read and understand this manual before any assembly. Before beginning assembly of product, make sure all parts are present. Compare parts with packaging contents list. If any part is missing, or if you have any questions, contact the service centre at 1-888-670-6684 (toll-free).

Place all parts from the box in a cleared area and position them on the floor in front of you. Remove all packing materials and place them back into the box. Do not dispose of the packing materials until assembly is complete. Read each step carefully before beginning any assembly and make sure you understand each step. If you are missing a part, please call our toll-free number for assistance: 1-888-670-6684.

Needed for assembly:



1 person

CANVAS^{TM/MC}

6 MODEL NO. 068-7584-8

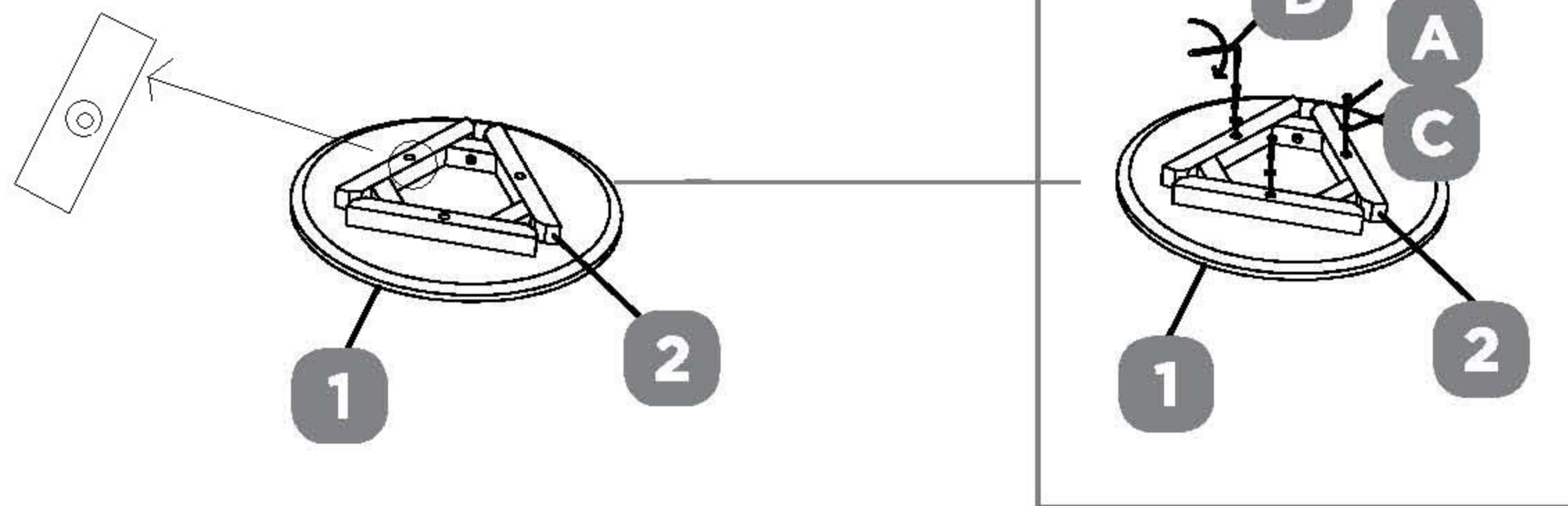
Step 1

Requires **1, 2, A, C, D**

Attach triangle frame **2** to panel **1** with bolt **A** and washer **C** with hex wrench **D**



Shown actual size



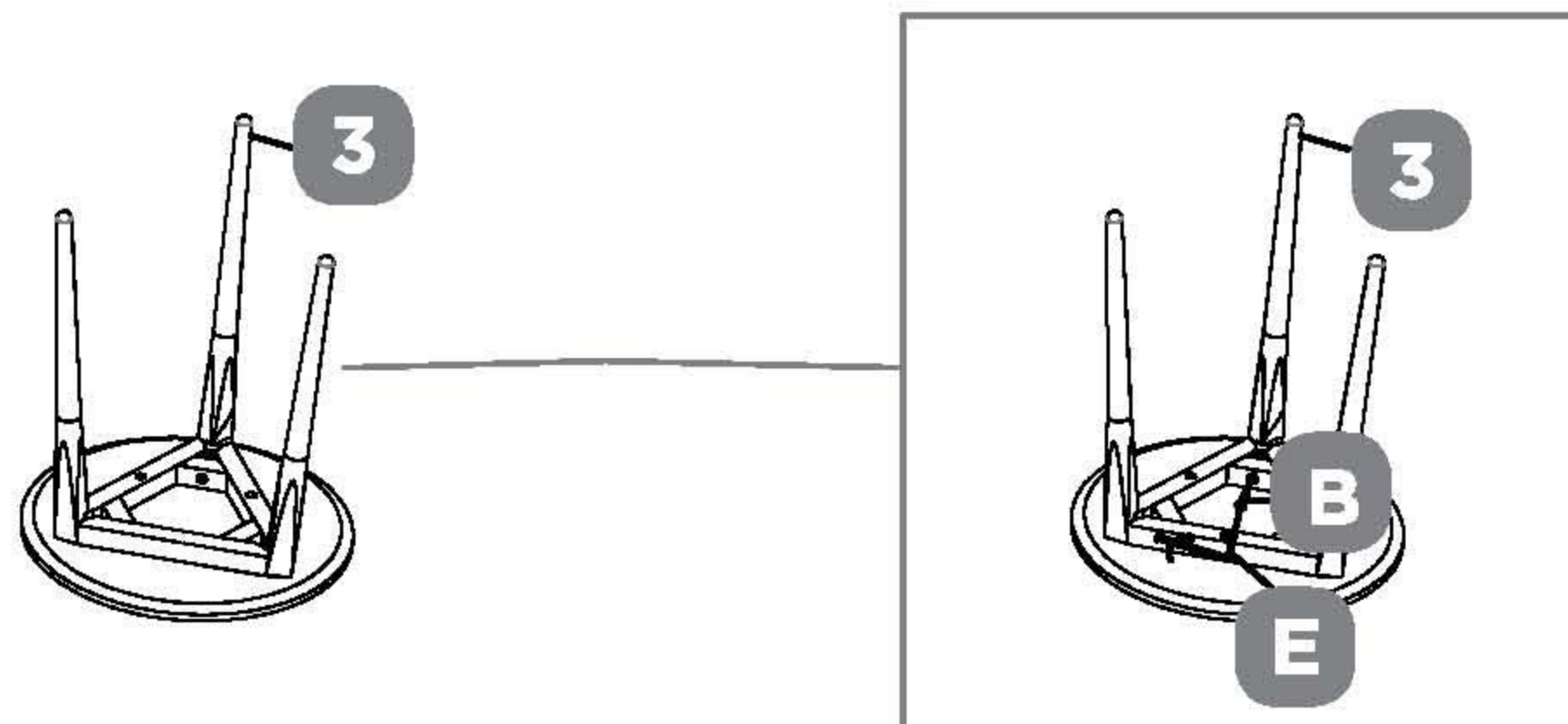
Step 2

Requires **2, 3, B, E**

Attach leg **3** to triangle frame **2** with bolt **B** with hex wrench **E**



Shown actual size





CAUTION!

- Check all screws and nuts periodically for tightness, tightening them again as required.
- Disassemble the table in the reverse order of the assembly steps.
Always disassemble the table completely.

Steel components of garden accessories and furniture are treated with rust-inhibiting paint. However, due to the nature of steel, surface oxidation (rusting) will occur if this protective coating is scratched. This is a natural process. To minimize this condition, it is recommended that care be taken when assembling and handling the product in order to prevent the paint from being scratched. Surface rust can be removed easily using a very light application of common cooking oil. If surface oxidation (rusting) occurs and no measures are taken to correct it, the oxidation may start dripping which may cause damaging stains that may be difficult to remove.

Dimensions (L x W x H)	45 x 45 x 50 cm
	17 3/4 x 17 3/4 x 19 3/4"
Product weight	3.82 kg
	8 lb 7 oz

This CANVASTM product carries a one (1) year warranty against defects in workmanship and materials.

Trileaf Distribution agrees to replace the defective product free of charge, within the stated warranty period, when returned by the original purchaser with proof of purchase. This product is not guaranteed against wear or breakage due to misuse and/or abuse.