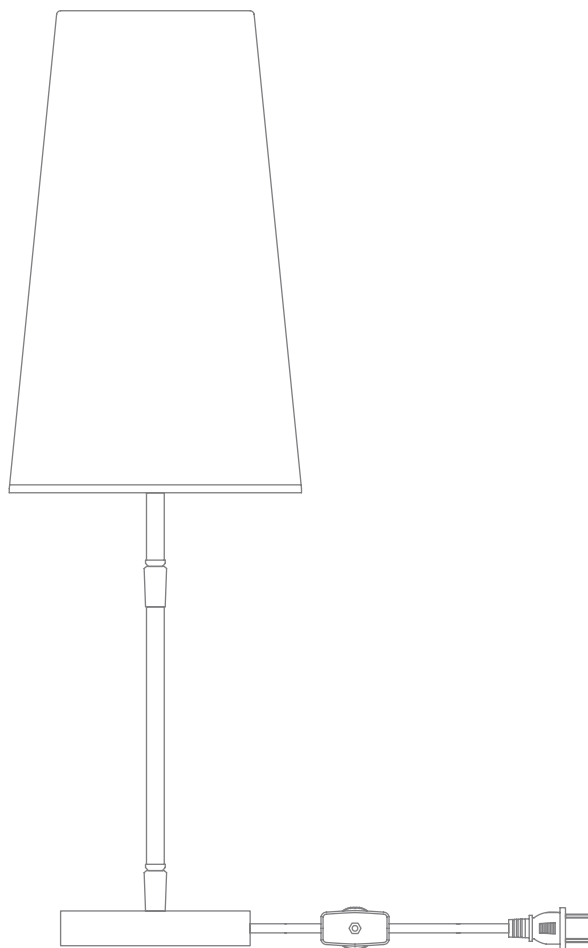


CANVAS^{TM/MC}

HARPER TABLE LAMP

PRODUCT NO. 052-7895-4



ASSEMBLY MANUAL

Toll-free 1-888-670-6684.

IMPORTANT: Please read and understand this manual before any assembly.

MADE IN CHINA

IMPORTED BY
TRILEAF DISTRIBUTION TRIFEUIL TORONTO, CANADA M4S 2B8

Table of Contents	3
Parts List	4
Assembly	5
Warranty	7

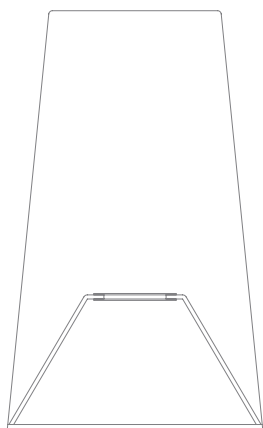
CLEANING: Before cleaning your lamp, turn off the switch or power source. Wipe the lamp with a soft, damp cloth.

IMPORTANT: RETAIN FOR FUTURE REFERENCE, AND READ CAREFULLY.

4 PRODUCT NO. 052-7895-4

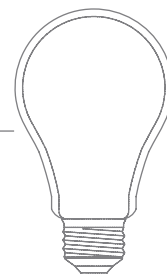
A

Shade

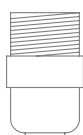


1

Bulb

Type A medium-base bulb,
60 W (sold separately)

Socket




2

Socket ring



B

Base



3

Polarized plug -1



Needed for assembly:

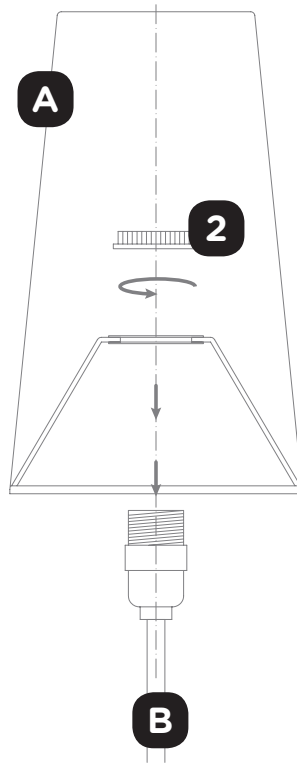


1 person

Step 1

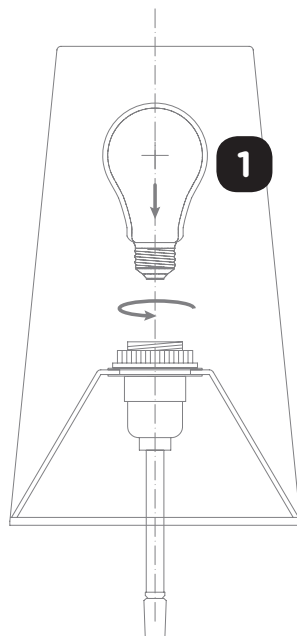
Requires **A, 2**

Place shade **A** on socket and secure with socket ring **2**.

**Step 2**

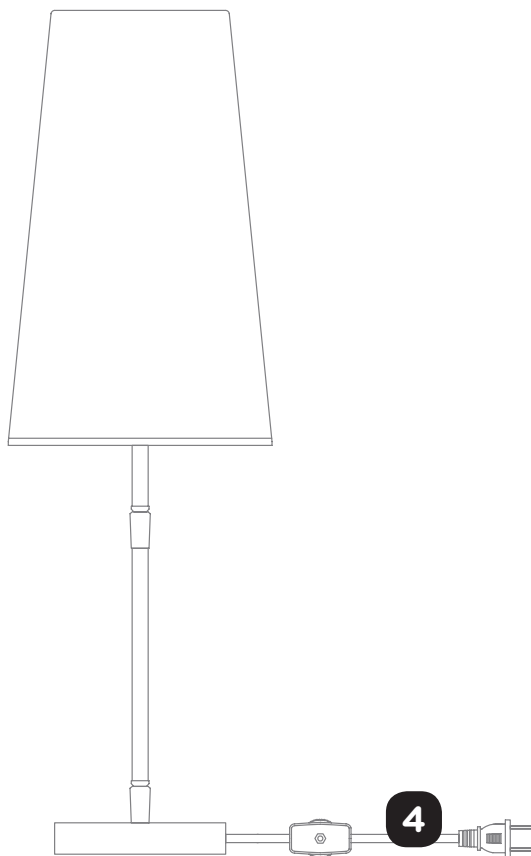
Requires **1**

Screw in bulb **1**. DO NOT EXCEED SPECIFIED WATTAGE.



6 PRODUCT NO. 052-7895-4**Step 3****Requires**

Plug fixture into the proper electrical outlet and test fixture.

**CAUTION! IMPORTANT SAFETY INSTRUCTIONS**

- This portable lamp has a polarized plug (one blade is wider than the other) as a safety feature to reduce the risk of electric shock. This plug will fit in a polarized outlet only one way. If the plug does not fit fully in the outlet, reverse the plug. If it still does not fit, contact a qualified electrician. Never use with an extension cord unless the plug can be fully inserted. Do not alter the plug.

CANVAS^{TM/MC}

7

This CANVASTM product carries a one (1) year warranty against defects in workmanship and materials. Trileaf Distribution agrees to replace the defective product free of charge within the stated warranty period, when returned by the original purchaser with proof of purchase. This product is not guaranteed against wear or breakage due to misuse and/or abuse.

WARRANTY