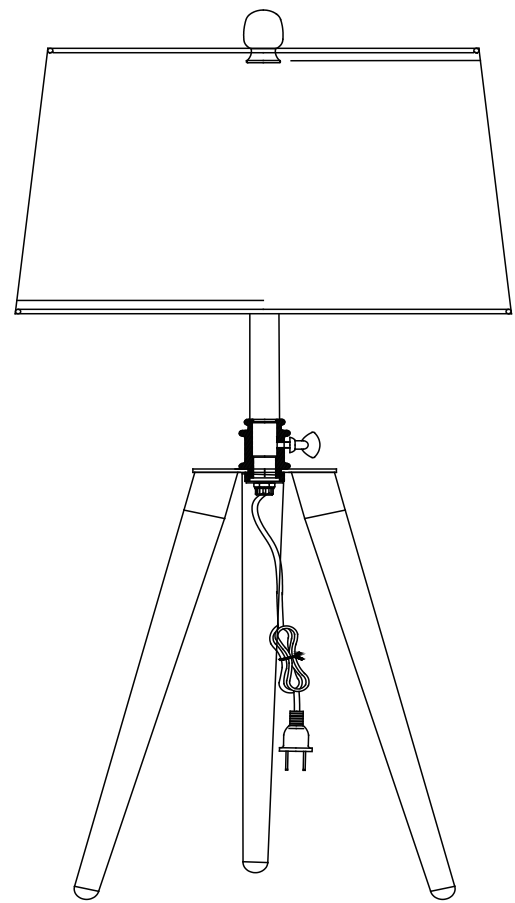


CANVAS^{TM/MC}

PARKER
26~32 ” TABLE LAMP

MODEL NO. 052-7840-4



ASSEMBLY INSTRUCTIONS

IMPORTANT: Please read this manual carefully before beginning assembly of this product.
Keep this manual for future reference.

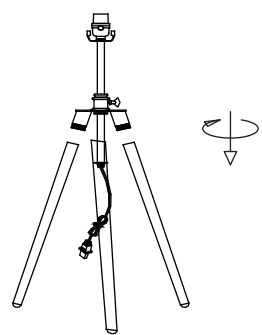
1

MODEL NO. 052-7840-4

CANVAS^{TM/MC}

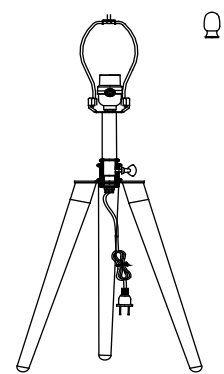
Step 1 - requires 1, 2

Screw tubes (1) onto joint stem (2)
clockwise to tighten



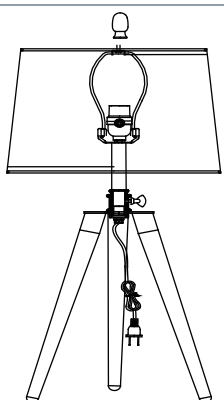
Step 2 - requires 4, 5, 6

Insert harp (4) into saddle (6), and then
unscrew finial (5) from harp (4).



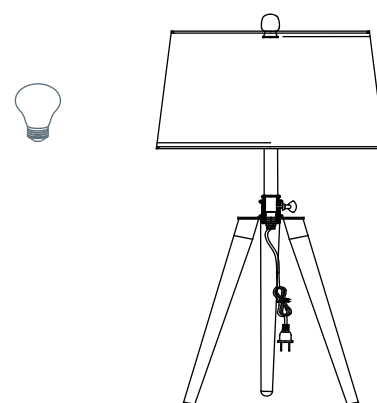
Step 3 - requires 3, 4, 5

Install lampshade (3) onto harp (4) by
reattaching finial (5).



Step 4

Install light bulb (not included). Use
one 150 W (max.) type A medium-base
bulb.



4

MODEL NO. 052-7840-4

CANVAS^{TM/MC}

Table of Contents	2
Parts List	3
Assembly	4
Warranty	5

2

MODEL NO. 052-7840-4

CANVAS^{TM/MC}

This for CANVAS[™] product carries a one (1) year warranty against defects
in workmanship and materials. Trileaf Distribution agrees to replace the
defective product free of charge within the stated warranty period, when
returned by the original purchaser with proof of purchase. This product is
not guaranteed against wear or breakage due to misuse and/or abuse.

Made in China
Imported by
Trileaf Distribution Trifeuil Toronto, Canada M4S 2B8

5

MODEL NO. 052-7840-4.

CANVAS^{TM/MC}

1 Tube - 3	4 Harp - 1
2 Stem - 1	5 Finial - 1
3 Lampshade - 1	6 Saddle - 1

3

PARTS LIST

WARRANTY

ASSEMBLY