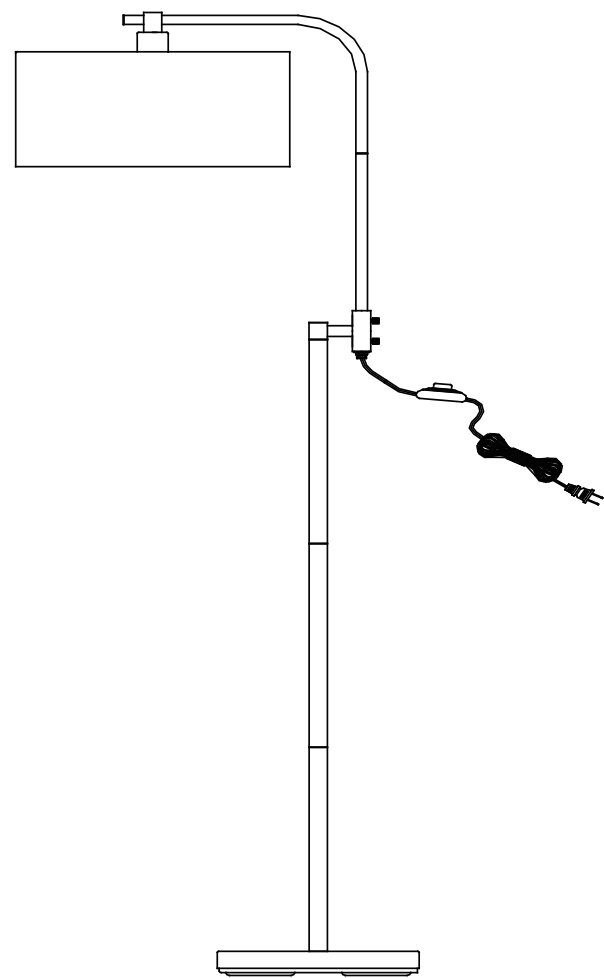


CANVAS<sup>TM/MC</sup>

ROWAN  
49~66 ” FLOOR LAMP

MODEL NO.052-7834-0



ASSEMBLY INSTRUCTIONS

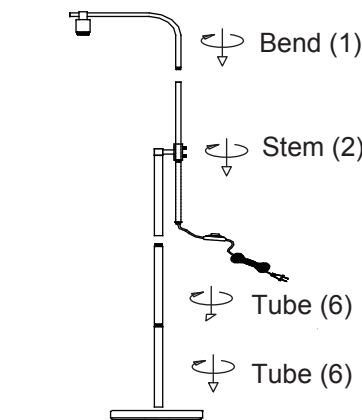
IMPORTANT: Please read this manual carefully before beginning assembly of this product.  
Keep this manual for future reference.

1

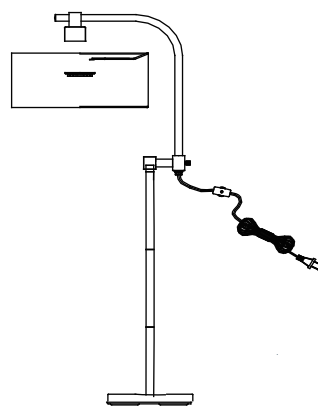
MODEL NO.052-7834-0

CANVAS<sup>TM/MC</sup>

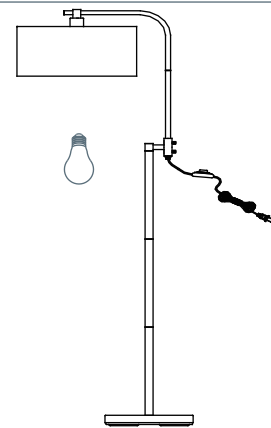
Step 1 - requires 1, 2, 3, 6  
In turn to attach two tubes (6) into the  
base (3). Then, tighten the stem (2)  
with bend (1) and tube (6).



Step 2 - requires 4, 5  
Install the lampshade (5) into the socket.  
and secure with socket ring (4).



Step 3  
Install light bulbs (not included). Use  
one 100 W (max.) type A medium-base  
bulb.



4

MODEL NO.052-7834-0

CANVAS<sup>TM/MC</sup>

Floor of Contents	2
Parts List	3
Assembly	4
Warranty	5

2

MODEL NO.052-7834-0

CANVAS<sup>TM/MC</sup>

This For CANVAS<sup>™</sup> product carries a one (1) year warranty against defects  
in workmanship and materials. Trileaf Distribution agrees to replace the  
defective product free of charge within the stated warranty period, when  
returned by the original purchaser with proof of purchase. This product is  
not guaranteed against wear or breakage due to misuse and/or abuse.

Made in China  
Imported by  
Trileaf Distribution Trifeuil Toronto, Canada M4S 2B8

5

FLOOR OF CONTENTS

WARRANTY

MODEL NO.052-7834-0

CANVAS<sup>TM/MC</sup>

1 Bend - 1	4 Socket ring - 1
2 Stem - 1	5 Lampshade - 1
3 Base - 1	6 Tube - 2

3

PARTS LIST

ASSEMBLY