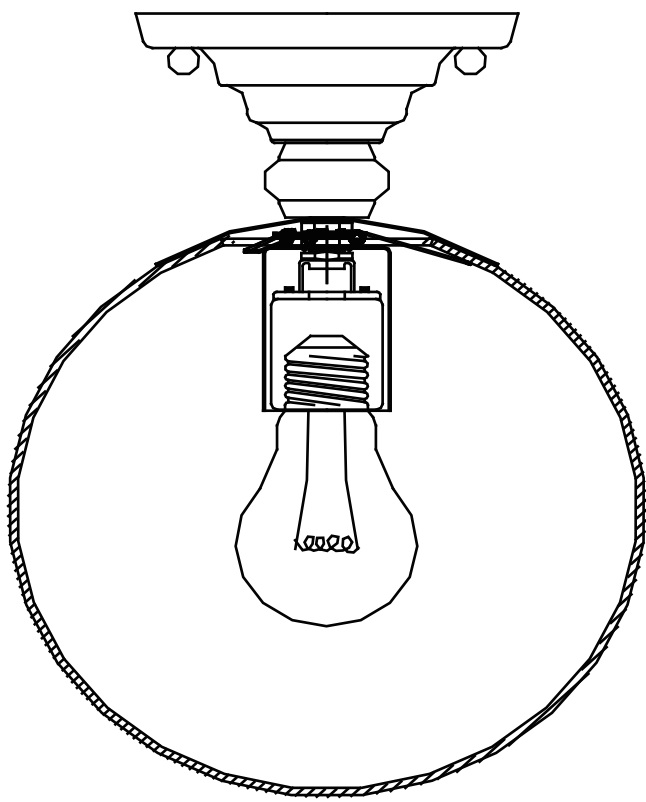


CANVAS<sup>TM/MC</sup>

ORLA  
1-LIGHT FLUSH MOUNT

MODEL NO. 052-2673-2



ASSEMBLY INSTRUCTIONS

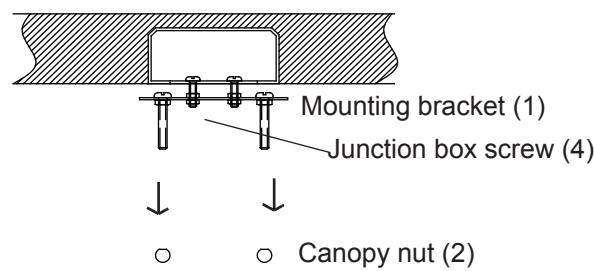
IMPORTANT: Please read this manual carefully before beginning assembly of this product.  
Keep this manual for future reference.  
All electrical connections must be in accordance with local and national electrical code standards. If you are unfamiliar with proper electrical wiring connections obtain the services of a qualified electrician.

MODEL NO. 052-2673-2

CANVAS<sup>TM/MC</sup>

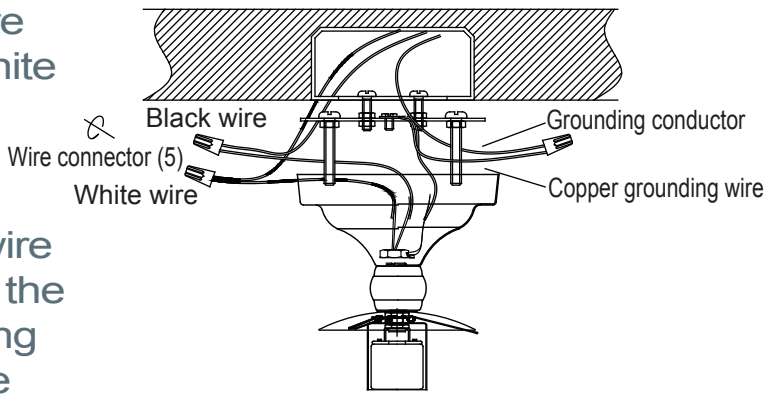
Step 1 - requires 1, 2, 4

Carefully unpack and lay all parts on a clean, level surface. Take mounting bracket (1) out of the assembly bag. Unsecure the canopy nuts (2) from the mounting bracket (1) and attach it to the junction box (not included) with junction box screws (4).



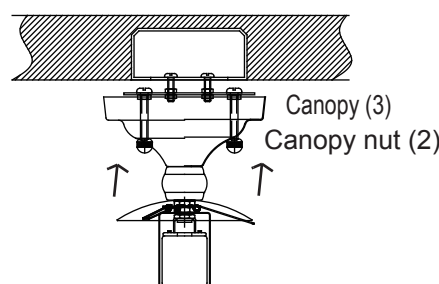
Step 2 - requires 1, 5

Make electrical connections using wire connectors (5). Connect the fixture white cord to the white wire of the supply circuit. Connect the fixture black cord to the black wire of the supply circuit. Connect the bare copper grounding wire from the fixture to the green screw on the mounting bracket (1) and the grounding conductor of the supply circuit. Secure wire connectors (5) with electrical tape.



Step 3 - requires 2, 3

Allow the two pre-assembled machine screws to pass through the canopy (3). Secure with the previously removed canopy nuts (2).



MODEL NO. 052-2673-2

CANVAS<sup>TM/MC</sup>

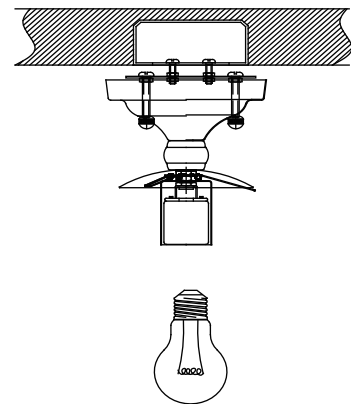
Table of Contents	2
Parts List	3
Assembly	4, 5
Warranty	6

MODEL NO. 052-2673-2

CANVAS<sup>TM/MC</sup>

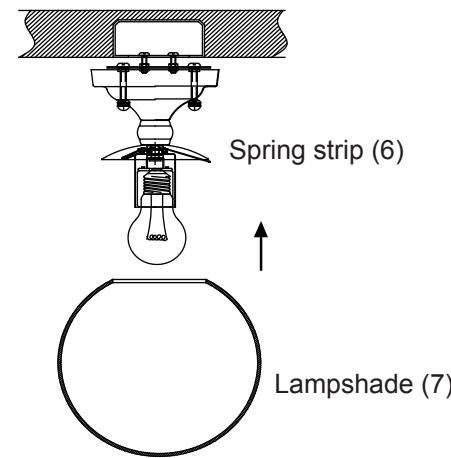
Step 4

Install light bulb (not included). Use one 40 W (max) A19 bulb.



Step 5 - requires 6, 7

Assemble the lampshade (7). Press and hold the 3 pcs of spring strips (6), making sure all 3 pcs are set in the opening of lampshade (7), then release spring strips (6). Adjust the lampshade (7), making sure it sits properly and is held by the spring strips (6).



MODEL NO. 052-2673-2

CANVAS<sup>TM/MC</sup>

1 Mounting bracket - 1	5 Wire connector - 3
2 Canopy nut - 2	6 Spring strip - 3
3 Canopy - 1	7 Lampshade - 1
4 Junction box screw - 2	

MODEL NO. 052-2673-2

CANVAS<sup>TM/MC</sup>

This CANVAS product carries a one (1) year warranty against defects in workmanship and materials. Trileaf Distribution agrees to replace the defective product free of charge within the stated warranty period, when returned by the original purchaser with proof of purchase. This product is not guaranteed against wear or breakage due to misuse and/or abuse.

Made in China  
Imported by  
Trileaf Distribution Trifeuil Toronto, Canada M4S 2B8