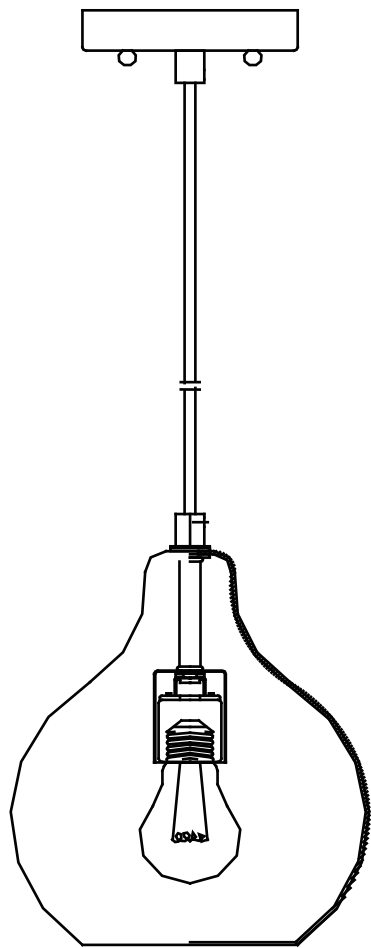


# CANVAS<sup>TM/MC</sup>

## EVA 1-LIGHT PENDANT

MODEL NO. 052-2659-8



### ASSEMBLY INSTRUCTIONS

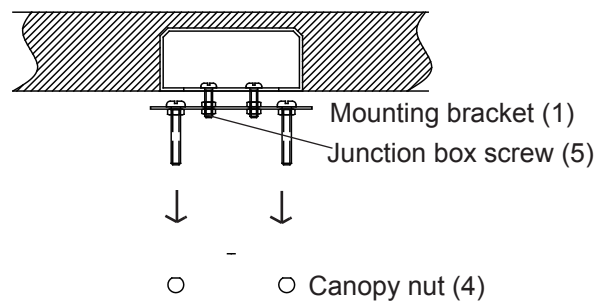
IMPORTANT: Please read this manual carefully before beginning assembly of this product.  
Keep this manual for future reference.  
All electrical connections must be in accordance with local and national electrical code standards. If you are unfamiliar with proper electrical wiring connections obtain the services of a qualified electrician.

MODEL NO. 052-2659-8

# CANVAS<sup>TM/MC</sup>

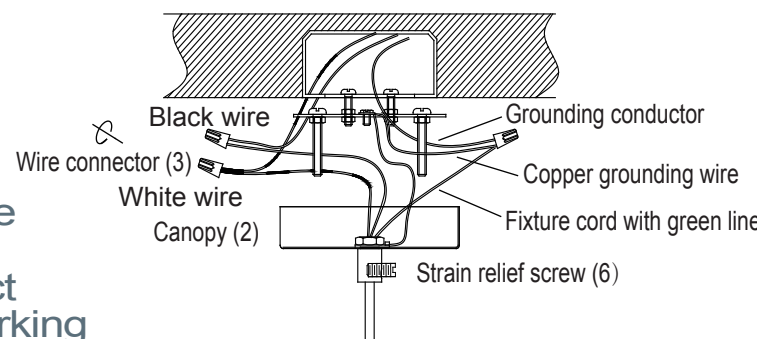
#### Step 1 - requires 1, 4, 5

Carefully unpack and lay all parts on a clean, level surface. Take mounting bracket (1) out of the assembly bag. Unsecure the canopy nuts (4) from the mounting bracket (1) and attach it to the junction box (not included) with junction box screws (5).



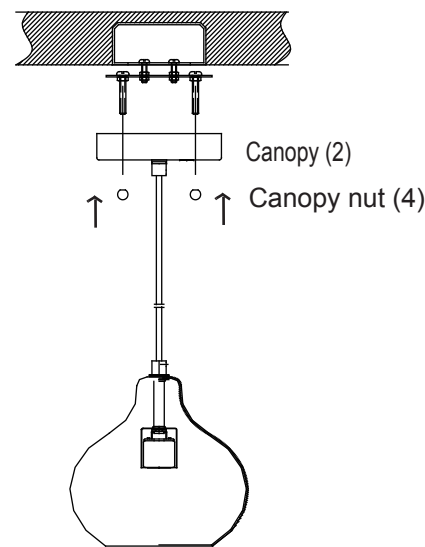
#### Step 2- requires 1, 2, 3, 6

Use a screwdriver (not included) to loosen the strain relief screw (6) on canopy (2). Adjust the wire to suitable height and tighten strain relief screw (6). Make electrical connections using wire connectors (3). Connect the fixture cord with a white-line marking to the white wire of the supply circuit. Connect the fixture cord that is clear with no marking to the black wire of the supply circuit. Connect the bare copper grounding wire from the fixture to the green screw on the mounting bracket (1), then, using wire connectors (3), connect together the end of the bare copper grounding wire, the fixture cord with green line, and the grounding conductor of the supply circuit. Secure wire connectors (3) with electrical tape.



#### Step 3 - requires 2, 4

Allow the two pre-installed machine screws to pass through the canopy (2). Secure with the previously removed canopy nuts (4).



MODEL NO. 052-2659-8

# CANVAS<sup>TM/MC</sup>

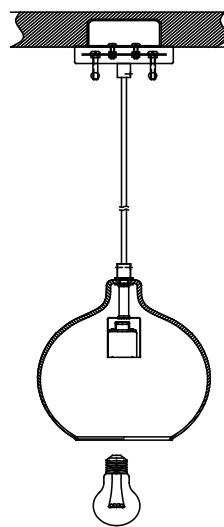
Table of Contents	2
Parts List	3
Assembly	4, 5
Warranty	6

MODEL NO. 052-2659-8

# CANVAS<sup>TM/MC</sup>

#### Step 4

Install light bulb (not included). Use one 40 W (max) A19 bulb.



MODEL NO. 052-2659-8

# CANVAS<sup>TM/MC</sup>

1 Mounting bracket - 1	4 Canopy nut - 2
2 Canopy - 1	5 Junction box screw - 2
3 Wire connector - 3	6 Strain relief screw - 1

MODEL NO. 052-2659-8

# CANVAS<sup>TM/MC</sup>

This CANVAS product carries a one (1) year warranty against defects in workmanship and materials. Trileaf Distribution agrees to replace the defective product free of charge within the stated warranty period, when returned by the original purchaser with proof of purchase. This product is not guaranteed against wear or breakage due to misuse and/or abuse.

Made in China  
Imported by  
Trileaf Distribution Trifeuil Toronto, Canada M4S 2B8