



**HEAD®**

INSTRUCTIONAL VIDEO



[www.eastpointsports.com/33854](http://www.eastpointsports.com/33854)

# SUMMIT™

## TABLE TENNIS TABLE



Model 1-1-33854 (833-20), 1-1-33854-F (833-20)

**PADDLES AND BALLS  
NOT INCLUDED**  
**TWO OR MORE ADULTS  
REQUIRED FOR ASSEMBLY**



[www.eastpointsports.com/head](http://www.eastpointsports.com/head)



[consumerservice@eastpointsports.com](mailto:consumerservice@eastpointsports.com)



973-585-4747



Monday to Friday (9am to 5pm EST)

## TOOLS

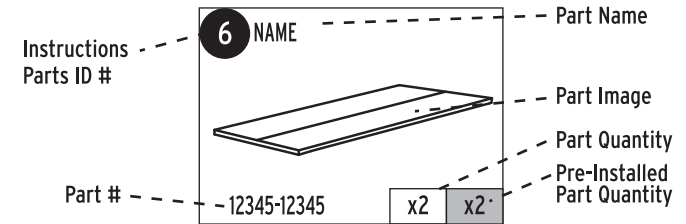
### Required

- Wrench - Not Included

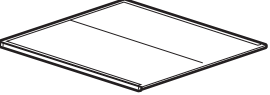
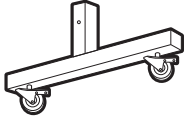

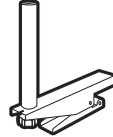
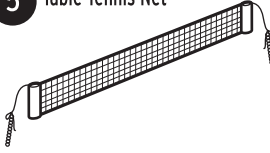
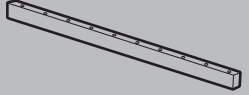



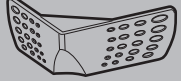

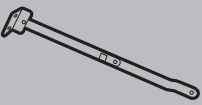
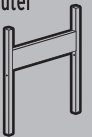
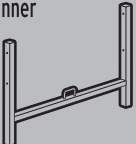
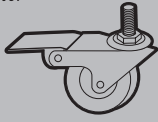

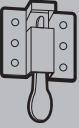
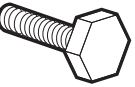
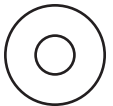
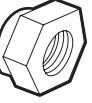
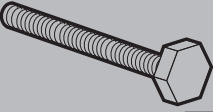
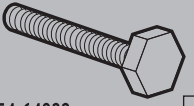
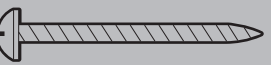
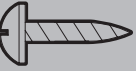


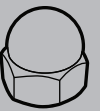
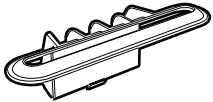
### Recommended (Not Required):

- Socket Wrench Set

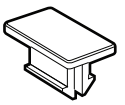

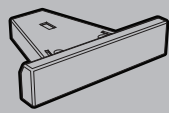
## PARTS IDENTIFIER



## PARTS IDENTIFIER

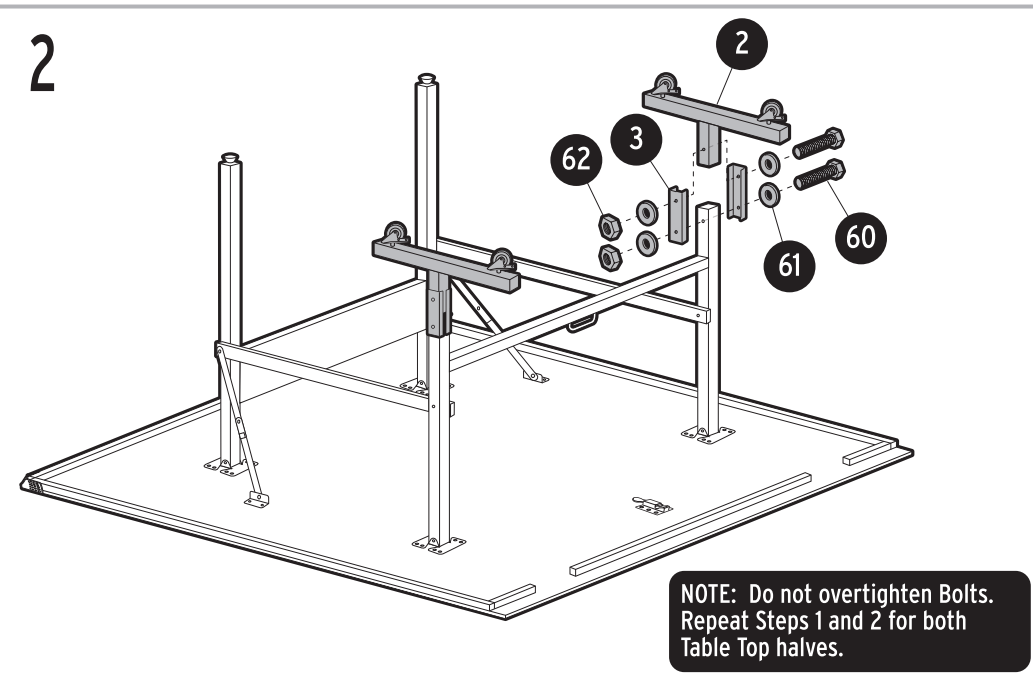
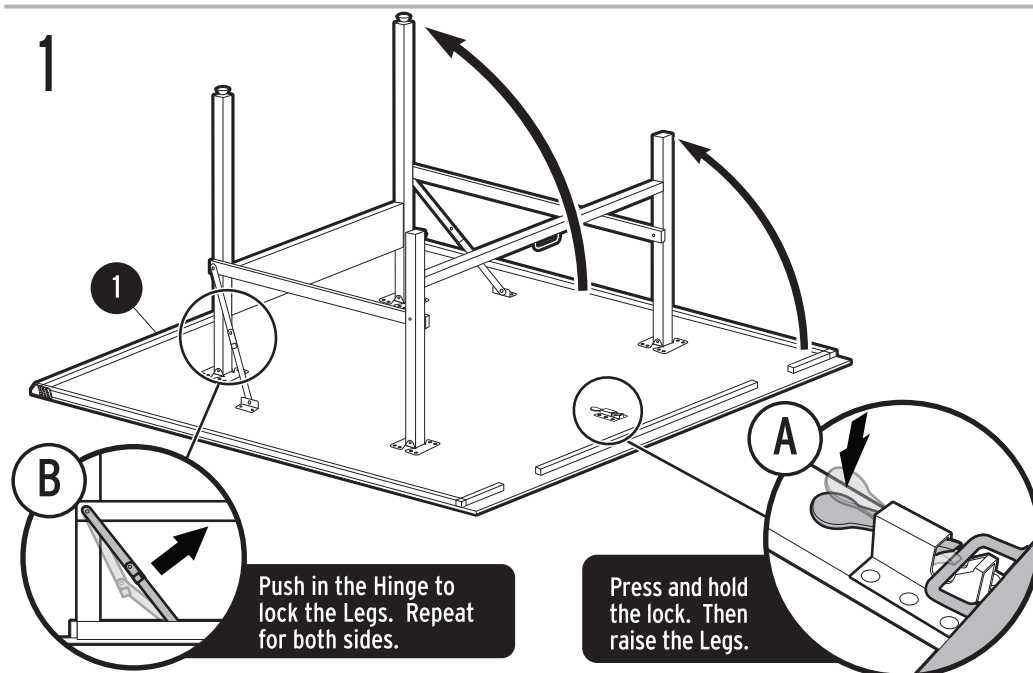

<b>1</b> Table Tennis Top  NOT REPLACEABLE x2 33854-23833 x4	<b>2</b> Leg with Caster  33854-20833 x8	<b>3</b> Leg Bracket  33854-04833 x2	<b>4</b> Table Tennis Post  33854-05833 x1	<b>5</b> Table Tennis Net  33854-24833 x2 PRE-INSTALLED	<b>6</b> End Apron - Outside  33854-25833 x4 PRE-INSTALLED	<b>7</b> Side Apron  33854-08833 x2 PRE-INSTALLED
<b>8</b> End Apron - Inside - Long  33854-09833 x4	<b>9</b> End Apron - Inside - Short  33854-18833 x4	<b>10</b> Corner Cap  33854-11833 x4	<b>11</b> Linkage Tube  33854-12833 x4	<b>12</b> Hinge  33854-21833 x2	<b>13</b> Leg - Outer  33854-22833 x2	<b>14</b> Leg - Inner  PRE-INSTALLED
<b>15</b> Caster  33854-15833 x8 PRE-INSTALLED	<b>16</b> Leg Leveler  33854-16833 x4 PRE-INSTALLED	<b>17</b> Safety Lock  33854-17833 x2 PRE-INSTALLED	<b>60</b> Bolt - Medium  33854-60833 x8 x8	<b>61</b> Washer  33854-61833 x16 x16	<b>62</b> Nut  33854-62833 x8 x8	<b>63</b> Bolt - XLarge  33854-63833 x4 PRE-INSTALLED
<b>64</b> Bolt - Large  33854-64833 x4 PRE-INSTALLED	<b>65</b> Screw - Large  33854-65833 x72 PRE-INSTALLED	<b>66</b> Screw - Small  33854-66833 x92 PRE-INSTALLED	<b>67</b> Spacer - Large  33854-67833 x8 PRE-INSTALLED	<b>68</b> Spacer - Small  33854-68833 x20 PRE-INSTALLED	<b>69</b> Acorn Nut  33854-69833 x8 PRE-INSTALLED	<b>82</b> Ball Tray  33854-82833 x2

## PARTS IDENTIFIER

<b>83</b> Paddle Clip  33854-83833 x2	<b>84</b> Paddle Holder  33854-84833 x2	<b>85</b> Storage Base  33854-85833 x2 <b>PRE-INSTALLED</b>
--	--	---


## BEFORE BUILDING - Please inspect and lay out all your parts.

Your Table Game Playfield is NOT replaceable. Any damage that exits to your playfield is NOT repairable under warranty. If your playfield is damaged, the entire game must be returned to the original place of purchase for an exchange. Before you begin assembly be sure to lay out all your parts on a non-marring surface. If using the box, be sure to remove all staples to prevent damage.




3

Place the Paddle Clip (83) into the center of the Paddle Holder (84). Then snap the Clip into the Storage Base as shown.

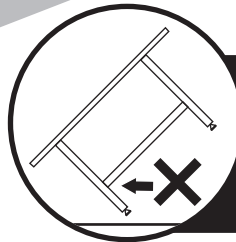
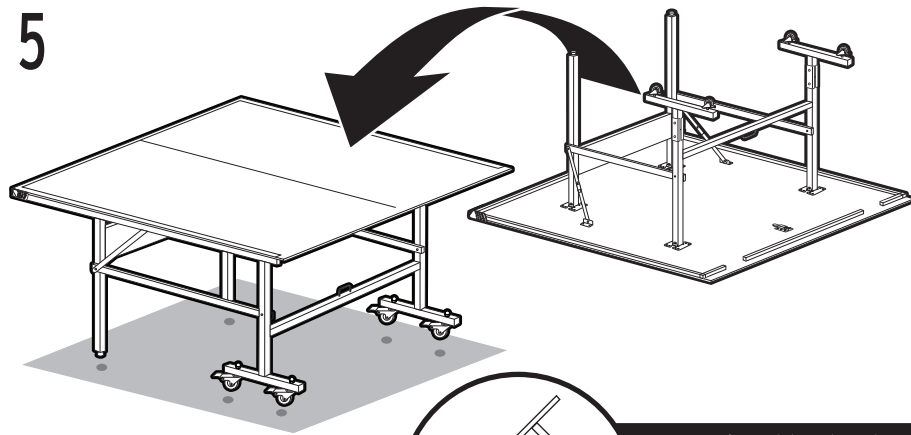


4

Snap the Ball Tray (82) into the Storage Base as shown.



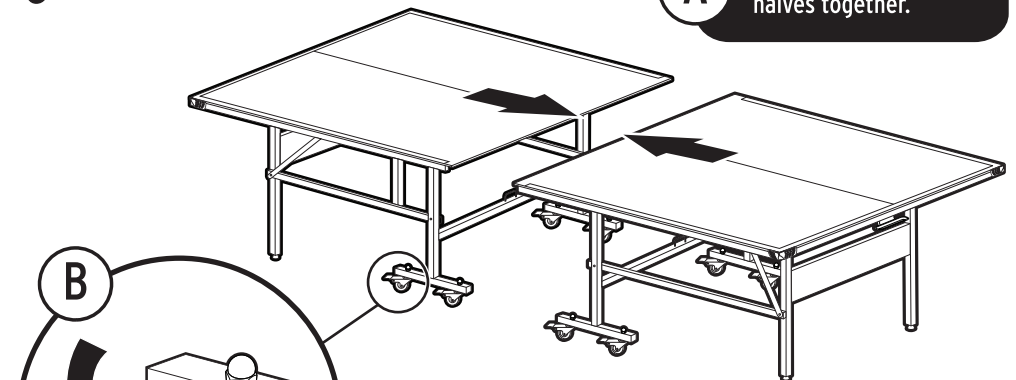
5



Using at least 2 strong adults pick up and flip table over and place straight down. Avoid sideways pressure to Legs when flipping over.

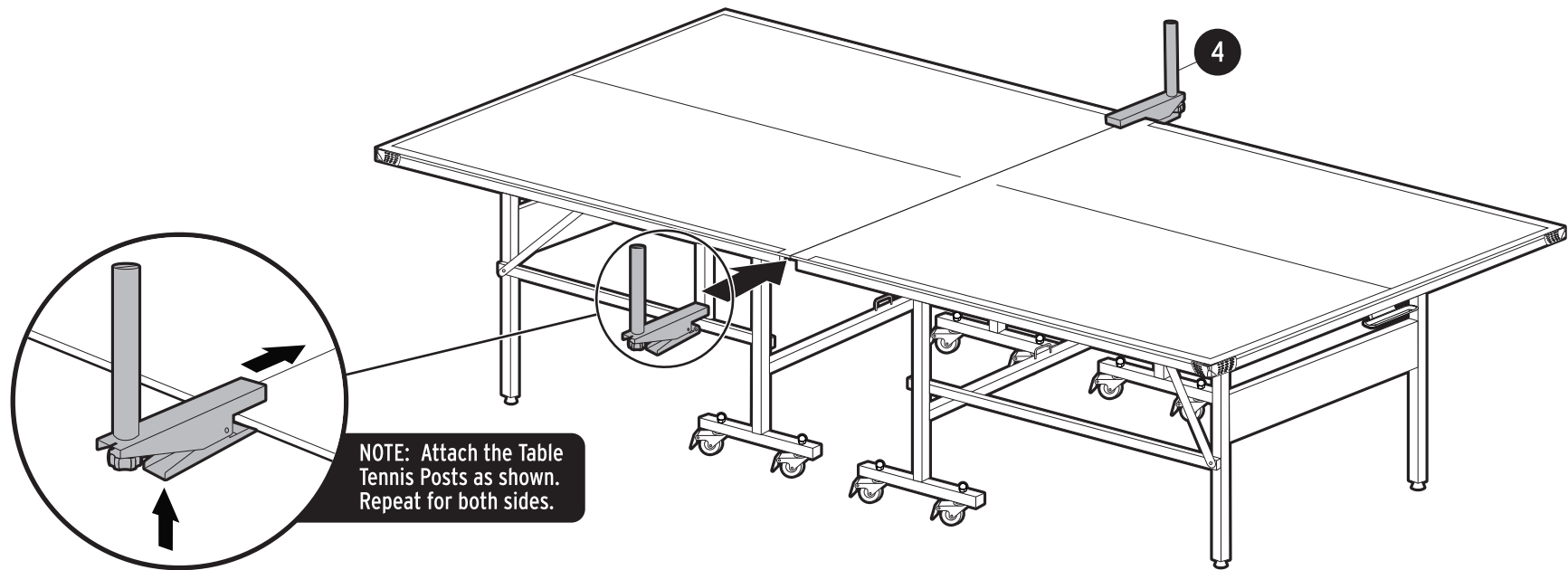
6

A Align both Table Top halves together.

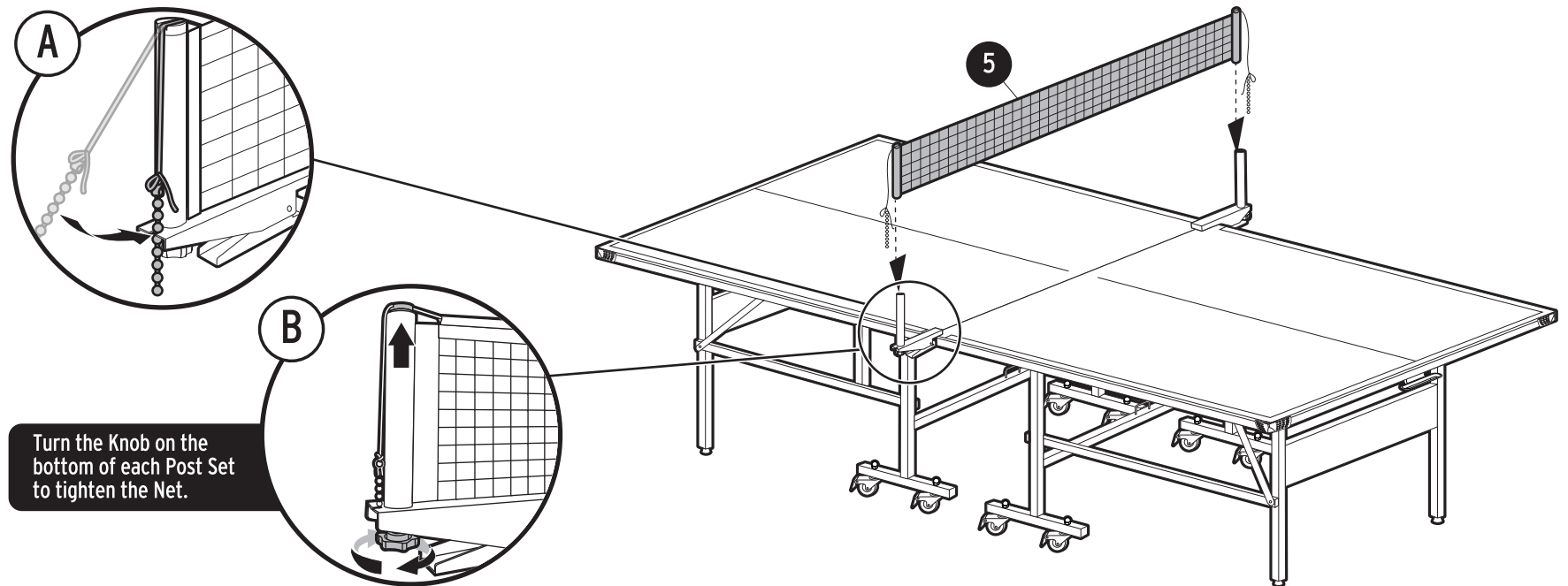


Lock all Casters.

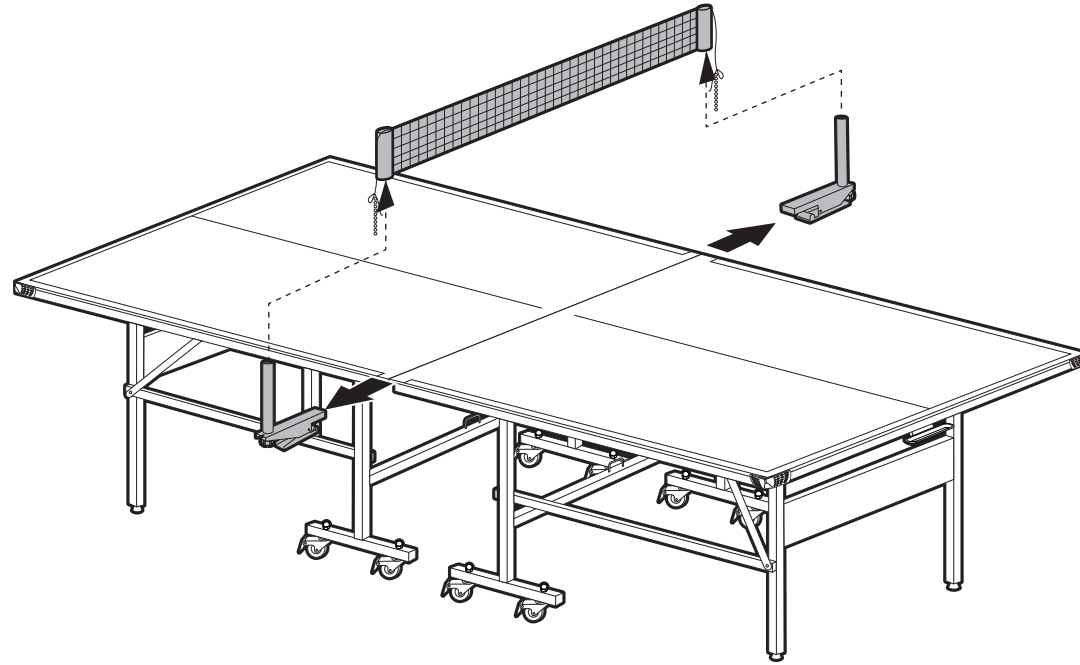
7



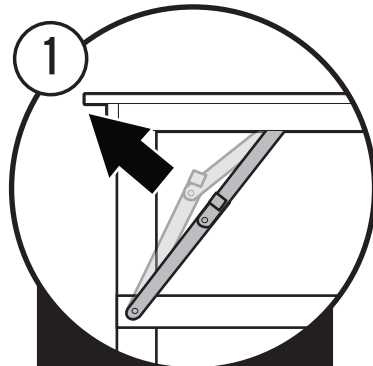
8




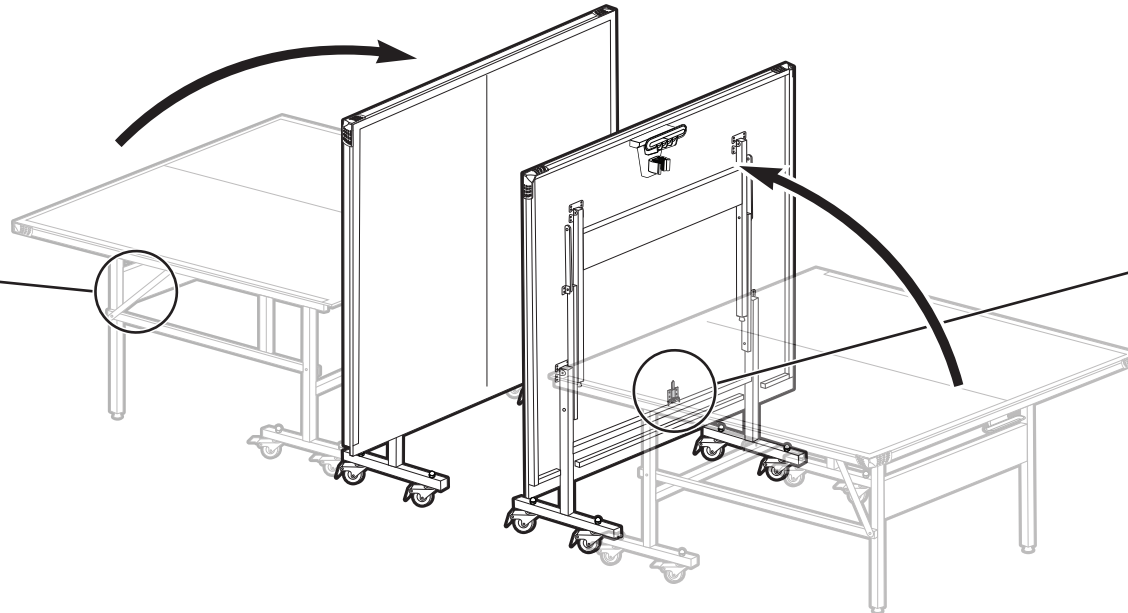
## A - STORAGE



## B



Push to release the Hinges from each side of the table. Then fold the Table Top up.

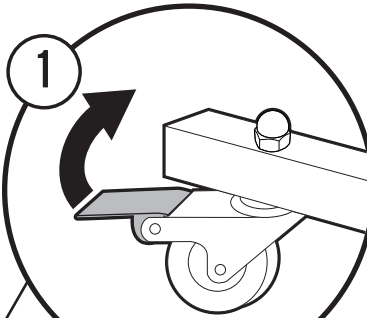
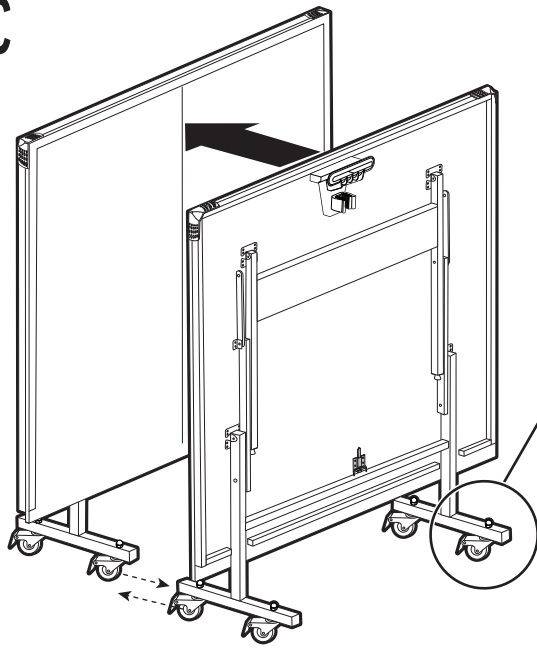


**!** If the Lock does not engage, then press the lock to lock the Table Top in place.

**NOTE:** Repeat for both Table Top halves.



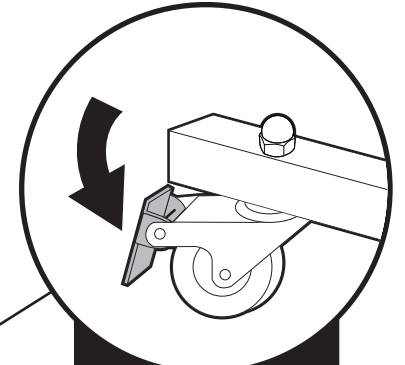
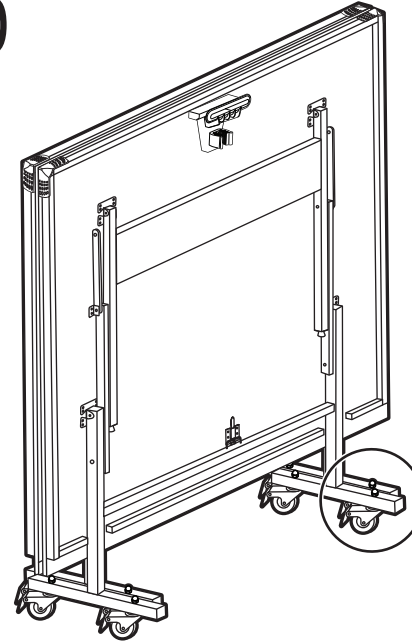
C



Unlock all Casters.

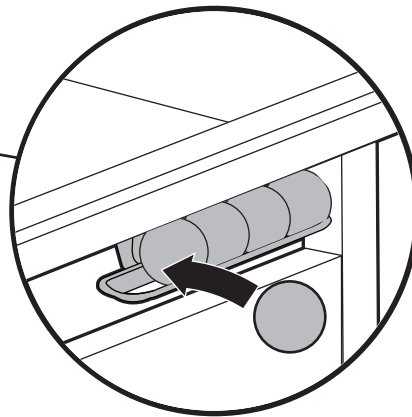
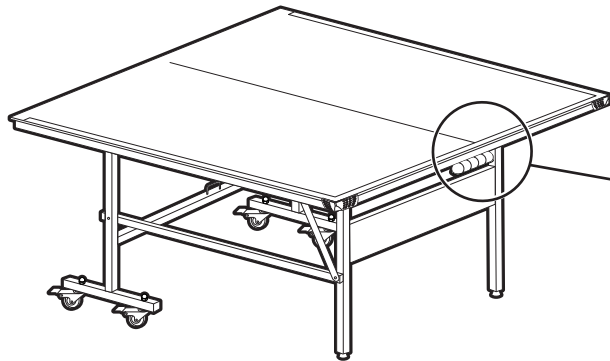
2 Slide the table halves together.

D

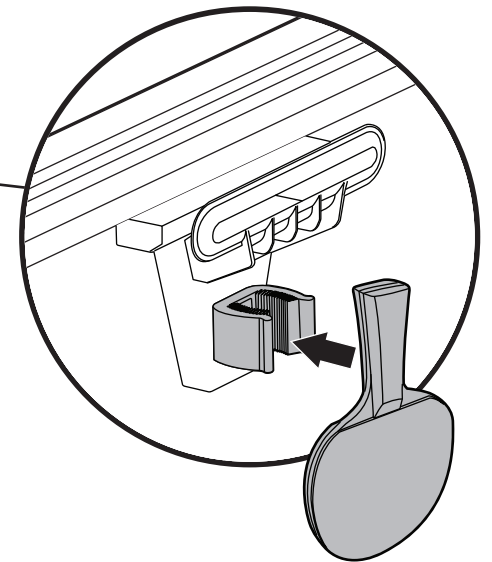
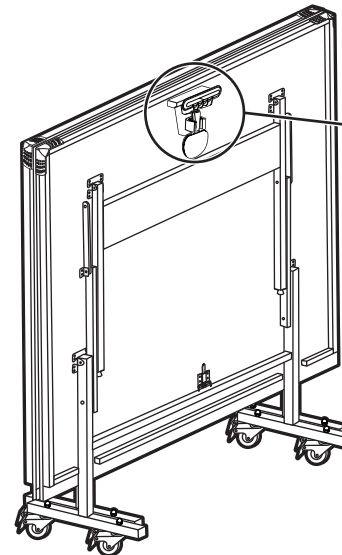


When in the storage position, make sure all the casters are locked.

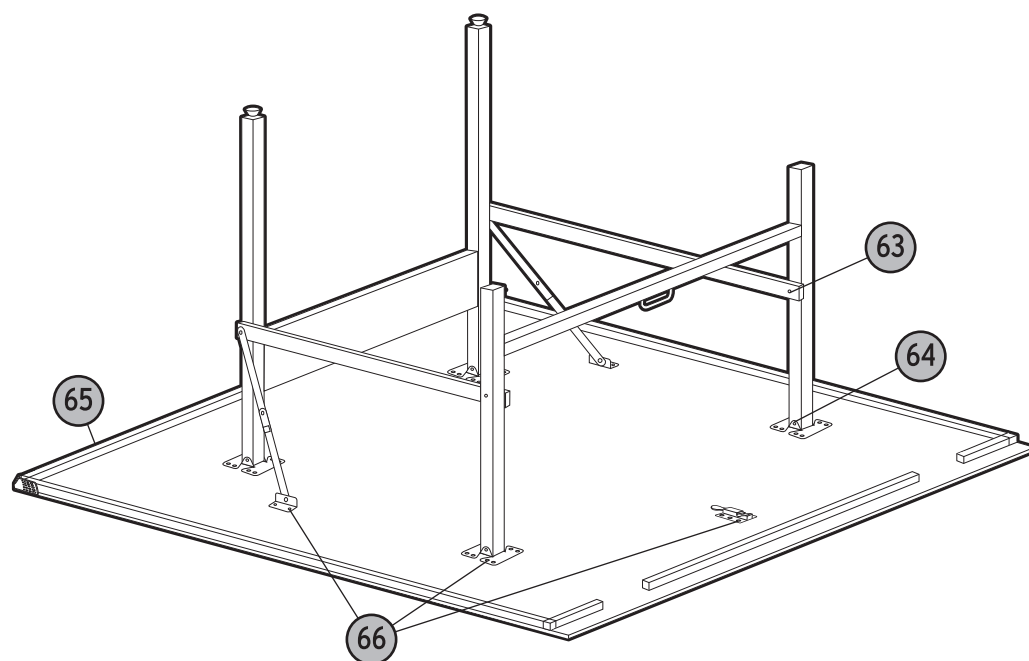
## A - BALL & PADDLE STORAGE



B



# PRE-INSTALLED BOLTS AND SCREWS



## Limited Warranty

As described in and as limited by this Limited Warranty, EastPoint Sports Ltd., LLC (the "Company") warrants this Product to be free from defects in workmanship and materials for a period of 90 days from the date of original purchase. The term defects shall mean any imperfections that impair the use of the product. The Company reserves the right to request confirmation of Proof of Purchase when requesting parts or service in order to confirm that this Product is within its warranty period and terms.

**What is Covered:** Except as provided herein, this Limited Warranty covers all defects in materials and workmanship. This Limited Warranty is void if the Product is:

- Damaged through improper usage or storage, negligence, misuse, abuse, transportation damage, acts of nature, or accident (including failure to follow the instructions supplied with the product).
- Used in commercial applications, rentals or a commercial environment.
- Modified or repaired by anyone not authorized by the Company.

### What is Not Covered:

The Limited Warranty does not cover:

- Expendable items such as cosmetic parts, game playing accessories, and any other items that may show signs of wear due to normal usage.
- Any transportation/delivery/installation costs incurred by the Consumer (either home from the original place of purchase or back to the original place of purchase).
- Items not purchased from an authorized retailer (ie: this warranty does not apply to so-called "grey market" goods (those goods purchased from a third party)).

### What the Company Will Pay For:

- If any part or component of the Product which is covered by this Limited Warranty is found by the Company to be defective, the Company will provide replacement parts without charge. The Company's obligation to repair or replace the Product or any portion of thereof, shall be limited to the original purchase price of the product.
- If during the Limited Warranty period, the product is found to be defective, the Company will, at the Company's option, repair, replace or make remuneration for the Product (either the same or equivalent value) without charge.

**How to Obtain Warranty Service:** In order to enforce your rights under this Limited Warranty, you must follow these procedures:

- You must return the ORIGINAL COPY OF YOUR SALES RECEIPT to the Company showing a purchase from an authorized retailer.
- You must call the Company's Consumer Service Department at 1-973-585-4747 on Monday through Friday between the hours of 9:00 A.M. and 5:00 P.M. (EST) to notify the Company of the nature of the problem. At the Company's option, replacement parts or a new Product (either the same or equivalent value) will be sent to you at no charge.
- If you are instructed to return the Product to the Company for servicing, you are responsible for shipping the Product, at your expense, to the address designated by the Company in packaging that will protect against further damage.
- You must also include your name, address, daytime telephone number, Product model number, and a description of the problem.
- The Company will pay for any shipping charges to return the repaired or replaced Product to you.

**THIS LIMITED WARRANTY IS AVAILABLE ONLY TO THE ORIGINAL PURCHASER OF THE PRODUCT, PURCHASING FROM AN AUTHORIZED RETAILER, AND IS VALID ONLY IN**

**THE UNITED STATES AND CANADA. THE COMPANY'S**

**LIABILITY IS LIMITED TO THE REPAIR, REPLACEMENT, OR REMUNERATION, AT ITS OPTION, OF ANY DEFECTIVE PRODUCT AND SHALL NOT INCLUDE ANY LIABILITY FOR INDIRECT, INCIDENTAL, OR CONSEQUENTIAL DAMAGES OF ANY KIND. THIS WARRANTY IS EXPRESSLY MADE IN LIEU OF ALL OTHER WARRANTIES, EXPRESSED OR IMPLIED, INCLUDING BUT NOT LIMITED TO THE IMPLIED WARRANTY OF MERCHANTABILITY AND THE IMPLIED WARRANTY OF FITNESS FOR A PARTICULAR PURPOSE. SOME STATES DO NOT ALLOW LIMITATIONS ON HOW LONG AN IMPLIED WARRANTY LASTS OR DO NOT ALLOW FOR EXCLUSION OF INCIDENTAL OR CONSEQUENTIAL DAMAGES. TO THAT EXTENT, THE ABOVE LIMITATIONS MAY NOT APPLY TO YOU.**

This Limited Warranty gives you specific legal rights, but you may also have other rights that vary from state to state.

If you have questions regarding this Limited Warranty or the operation of the Product, you may call or write us.

**ALL WARRANTY CLAIMS MUST BE ACCOMPANIED BY AN ORIGINAL COPY OF THE SALES RECEIPT/PROOF OF PURCHASE. REPORT ANY DEFECTS TO: EastPoint Sports, 20 Commerce Boulevard, Succasunna, NJ 07876, 1-973-585-4747**

PRINTED IN CHINA