



Augusta Outdoor Fire Bowl

Product No. 085-1685-2

Model No. S-FT1235PST-D



Assembly Instructions

Toll-free: 1-877-483-6759

IMPORTANT: Please read this manual carefully before beginning assembly of this product.

Keep this manual for future reference.

Production Number: xxxxxxxx

Made in China

Imported by Trileaf Distribution Trifeuil, Toronto, Canada M4S 2B8

Important Safety Instructions	3
Parts List	4
General Requirements	4
Assembly	5
Cleaning and Maintenance	7
Technical Data	7
Warranty	7

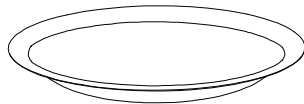
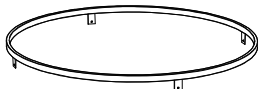

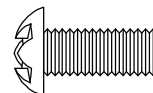
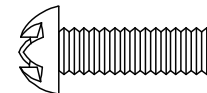
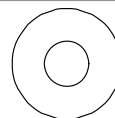


Warning! To reduce the risk of serious injury, please read and understand this entire manual before attempting to assemble or operate this product.

Caution! Some parts may contain sharp edges. Please wear protective gloves during assembly and use.

- This fire bowl is intended for outdoor use only. NEVER LEAVE A FIRE UNATTENDED.
- DO NOT use the fire bowl to cook food. The fire bowl is not designed for grilling food.
- DO NOT allow children or pets near the fire bowl without supervision.
- DO NOT touch the surface of the fire bowl while in use as it may cause burns.
- NEVER burn in vehicles, tents or indoors. CARBON MONOXIDE HAZARD.
- Use a poker and / or heat-resistant gloves to open / close the mesh cover while in use.
- DO NOT use water to extinguish as this is dangerous and can cause damage to the fire pit.
- Burn only untreated wood or fire logs in this fire bowl.
- DO NOT use gasoline or kerosene to start the fire in this fire bowl.
- DO NOT use this fire bowl on a wood deck, long or dry grass and / or leaves, or on a combustible surface.
- DO NOT attempt to move the fire bowl while it is hot or in use.
- Place the fire bowl no closer than 8' (2.4 m) from walls or combustibles during use.
- Adequate fire extinguishing material should be readily available.
- Always ensure that the mesh cover is secured over the fire bowl while in use.
- The poker handle may become hot during and after use.
- Check local fire regulations and municipal by-laws for information regarding the safe use of this fire pit.

IMPORTANT: RETAIN FOR FUTURE REFERENCE, AND READ CAREFULLY.

A P20004A01107Mesh Screen - **1****B** P20104A01107Screen Handle - **1****C** P20307A01107Grate - **1****D** P20206A01107Bowl - **1****E** P22332A01107Leg - **4****F** P23102A01107Support ring - **1****G** P22202A01130ARing - **1****H** P20501A01001Poker - **1****AA** H09015C11Bolt M6*15 - **4+1** Spare**BB** H09025C11Bolt M6*25 - **8+1** Spare**CC** H12001C11Flat Washer - **12+2** Spare**DD** H16001C11Nut M6 - **1****Caution!**

- Proper placement of your fire bowl is essential.
- Keep children away during assembly.
This product contains small parts which can be swallowed by children.
- Keep fingers away from the places where they can be pinched or trapped.
Please wear protective gloves during assembly.
- Do not attempt to assemble the fire bowl if any parts are missing.

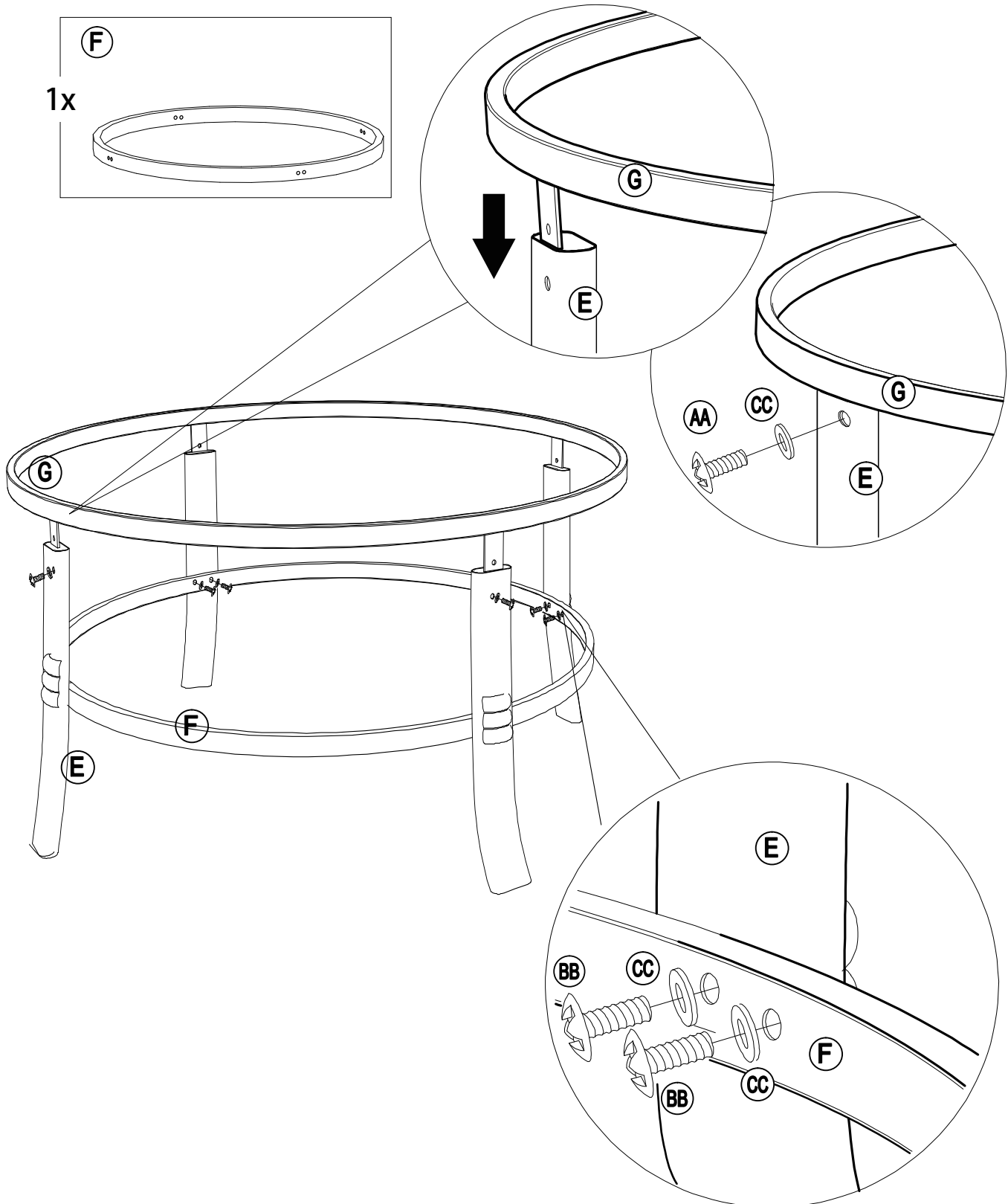
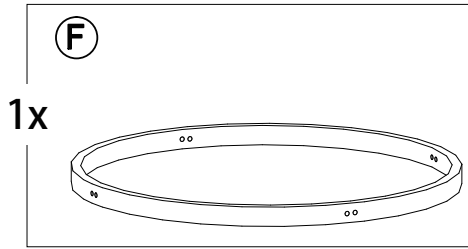
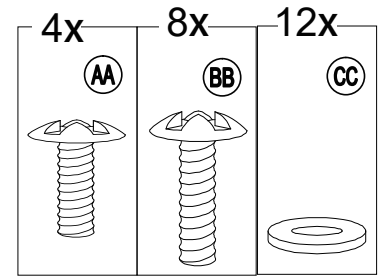
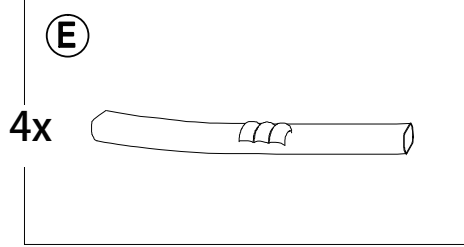
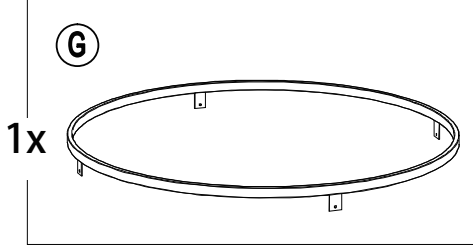
IMPORTANT: Please read and understand this manual before any assembly.

Place all parts from the box in a cleared area and position them on the floor in front of you. Remove all packing materials and place them back into the box. Do not dispose of the packing materials until assembly is complete. Read each step carefully before beginning any assembly and make sure you understand each step.

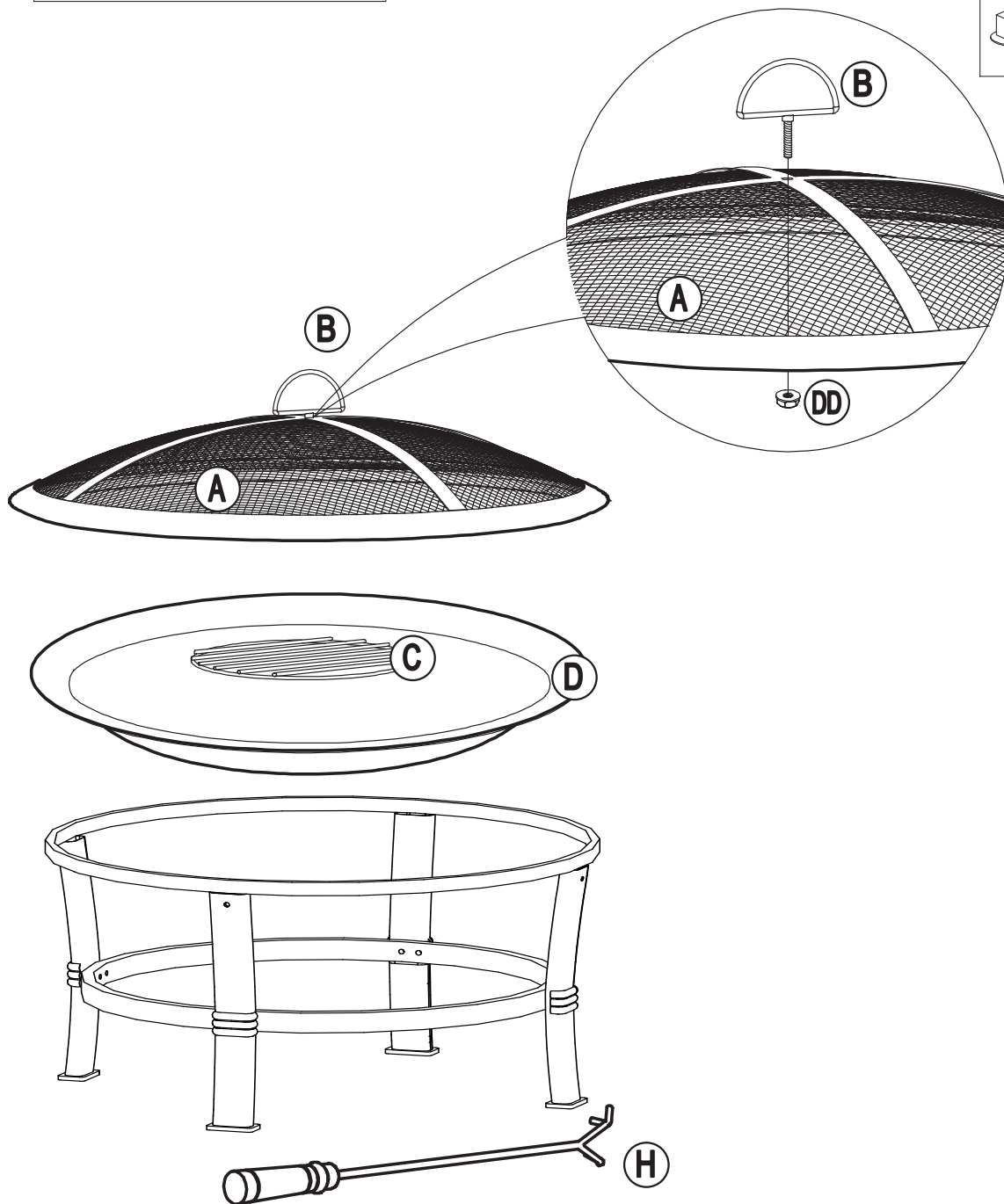
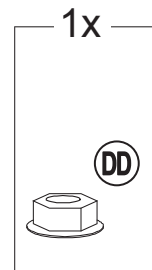
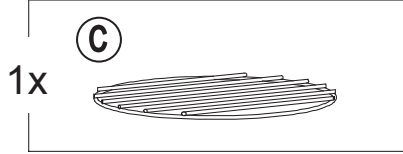

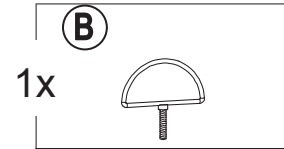
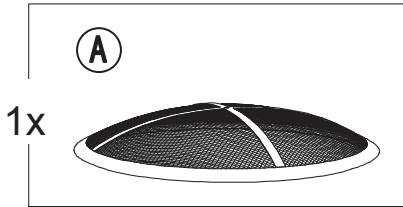
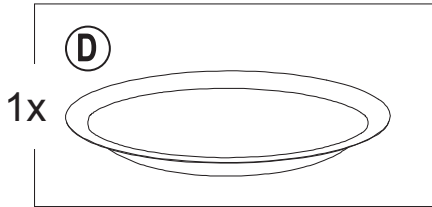
Needed for assembly: The screwdriver is not included in the package.



Screwdriver



2





Caution!

- Check all screws and nuts periodically for tightness, fastening them again as required.

- Lighting
 - Make sure there is only a small amount of ash in the bottom of the bowl.
 - Place a layer of dry seasoned hardwood that covers no more than 3/4 of the bowl.
 - Use a match to light kindling or fire starter.
 - Use the poker that is provided to operate. Please wear heat-resistant gloves during use.
- Extinguishing
 - Allow fire to burn itself out.
 - DO NOT use water to extinguish as this is dangerous and can damage this fire bowl.
- Cleaning
 - This fire bowl should be cleaned on a regular basis to promote safer experience and long product life.
 - DO NOT attempt to clean this fire bowl until the fire is COMPLETELY out and cool to touch.
 - DO NOT use oven cleaner or abrasive cleaner as this will damage the fire bowl.
- Storage
 - DO NOT move or store this fire bowl until the fire is COMPLETELY out and cool to touch.
 - Store the fire bowl in a dry location to maximize product life.
 - Store assembled fire bowl in a location away from children and pets.

Dimensions (L x W x H)

75 x 75 x 48 cm

29 1/2 x 29 1/2 x 18 7/8"

Product weight

5.5 kg

12 lb 2 oz

This For Living product carries a one (1) year warranty against defects in workmanship and materials. Trileaf Distribution agrees to replace the defective product free of charge within the stated warranty period, when returned by the original purchaser with proof of purchase. This product is not guaranteed against wear or breakage due to misuse and/or abuse.