

tufted bar stool

model no. 068-7041-0



Instruction Manual

Toll-free: 877-483-6759

IMPORTANT: Please read and understand this manual before any assembly. Before beginning assembly of product, make sure all parts are present. Compare parts with packaging contents list. If any part is missing, or if you have any questions, contact the service centre at 877-483-6759 (toll-free).

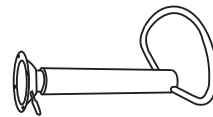
2

Toll-free: 877-483-6759

Part List



A
seat 1



B
footrest 1



C
gas lift 1



D
base 1



E
bolt 4

Needed for assembly:



Allen key

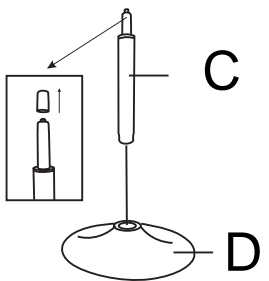
3

model no. 068-7041-0

Assembly

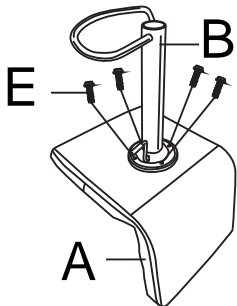
Step 1 - requires C D

Remove the cap from the gas lift (C). Insert gas lift (C) into base (D) as shown.



Step 2 - requires A B E

Align footrest (B) over pre-drilled holes on the underside of seat (A) with sector facing the front of the seat. Attach footrest (B) to seat with bolts (E) as shown. Tighten with Allen key.



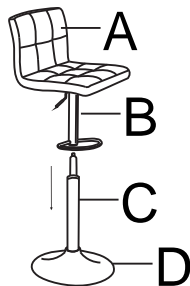
4

Toll-free: 877-483-6759 • 068-7041-0

Assembly

Step 3

Place footrest (B) on gas lift (C). Push down firmly until connection is secure.



Step 4

Use the handle located underneath seat (A) to raise or lower the barstool



Warning: Maximum Load Capacity is 225lb (102 kg)

This For Living™ product carries a one (1) year warranty against defects in workmanship and materials. Trileaf Distribution agrees to replace the defective product free of charge within the stated warranty period, when returned by the original purchaser with proof of purchase. This product is not guaranteed against wear or breakage due to misuse and/or abuse.

Made in China

Imported by

Trileaf Distribution Trifeuil Toronto, Canada M4S 2B8

Assembly

Warranty