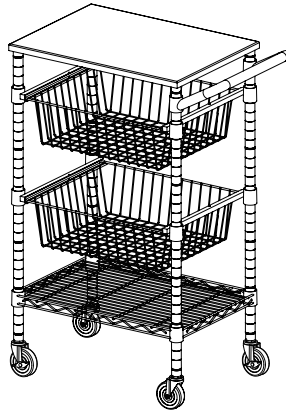




## Kitchen Cart with Cutting Board

Product No. 068-6477-0



### Assembly Instructions

Toll-free: 1-877-483-6759

IMPORTANT: Please read this manual carefully before beginning assembly of this product. Keep this manual for future reference.

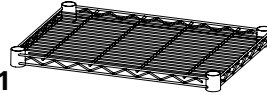
2

Product No. 068-6477-0

Part List


A

Shelf - 1




B

Top post - 4



C

Bottom post - 4



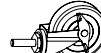
D

Tapered plastic sleeve - 28+2 extra



E

Locking wheels - 2



F

Wheels - 2



G

Wire basket - 2



H

Wrench - 1



I

Handle - 1



J

Left glide - 2



K

Right glide - 2



L

Wooden top - 1



3

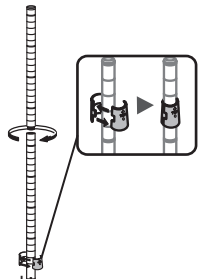
Product No. 068-6477-0

Assembly

### Step 1

Requires B,C,D

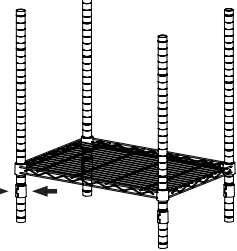
Attach top post **B** to bottom post **C**. Attach a pair of tapered plastic sleeves **D** around the bottom of each bottom post **C**. Tapered plastic sleeves must be assembled at the same height on each post.



### Step 2

Requires A,D

Snap the sleeves **D** together over the post rings. Lower wire shelf **A** and gently tap to get sleeves properly positioned.



4

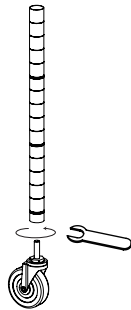
Product No. 068-6477-0

Assembly

### Step 3

Requires E,F,H

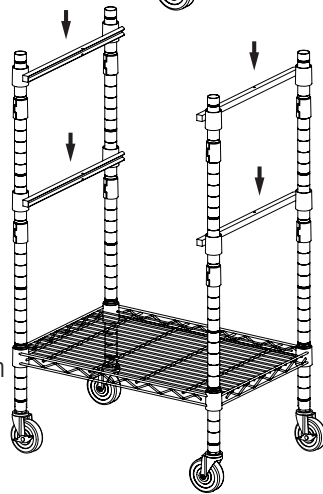
Secure wheels **F** and locking wheels **E** on to bottom post with tool **H** provided.



### Step 4

Requires J,K

Attach another pair of tapered plastic sleeves **D** around each bottom post. Snap left and right glides over the posts. Repeat for other glides for top posts. Lightly tap corners with rubber mallet.



5


Product No. 068-6477-0

Assembly

### Step 5

Requires G

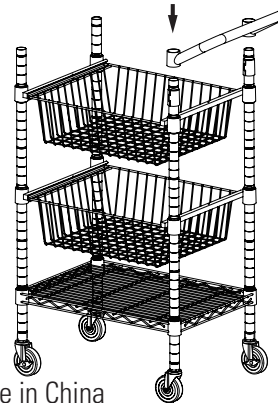
Unscrew bolts in glides (left glide/right glide), and push wire baskets **G** into position.



### Step 6

Requires I

Slide handle **I** onto top posts on one side above glides.



Made in China

6

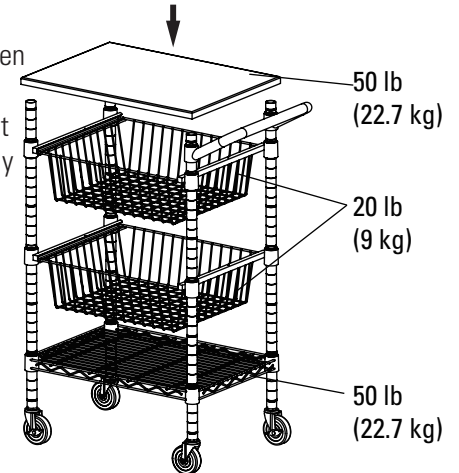
Product No. 068-6477-0

Assembly

### Step 7

Requires L

Place the wooden top **L** on top of the unit. Weight should be evenly distributed.



**NOTE:** Wooden top is not intended to be used as a cutting surface



**Warning!** To reduce the risk of serious injury, read the following safety instructions before assembling and using the product.

**Caution!** Always keep children under close supervision while they are using or around this product. Never leave children unattended.

Imported for Trileaf Distribution Trifeuil Toronto, Canada M4S 2B8