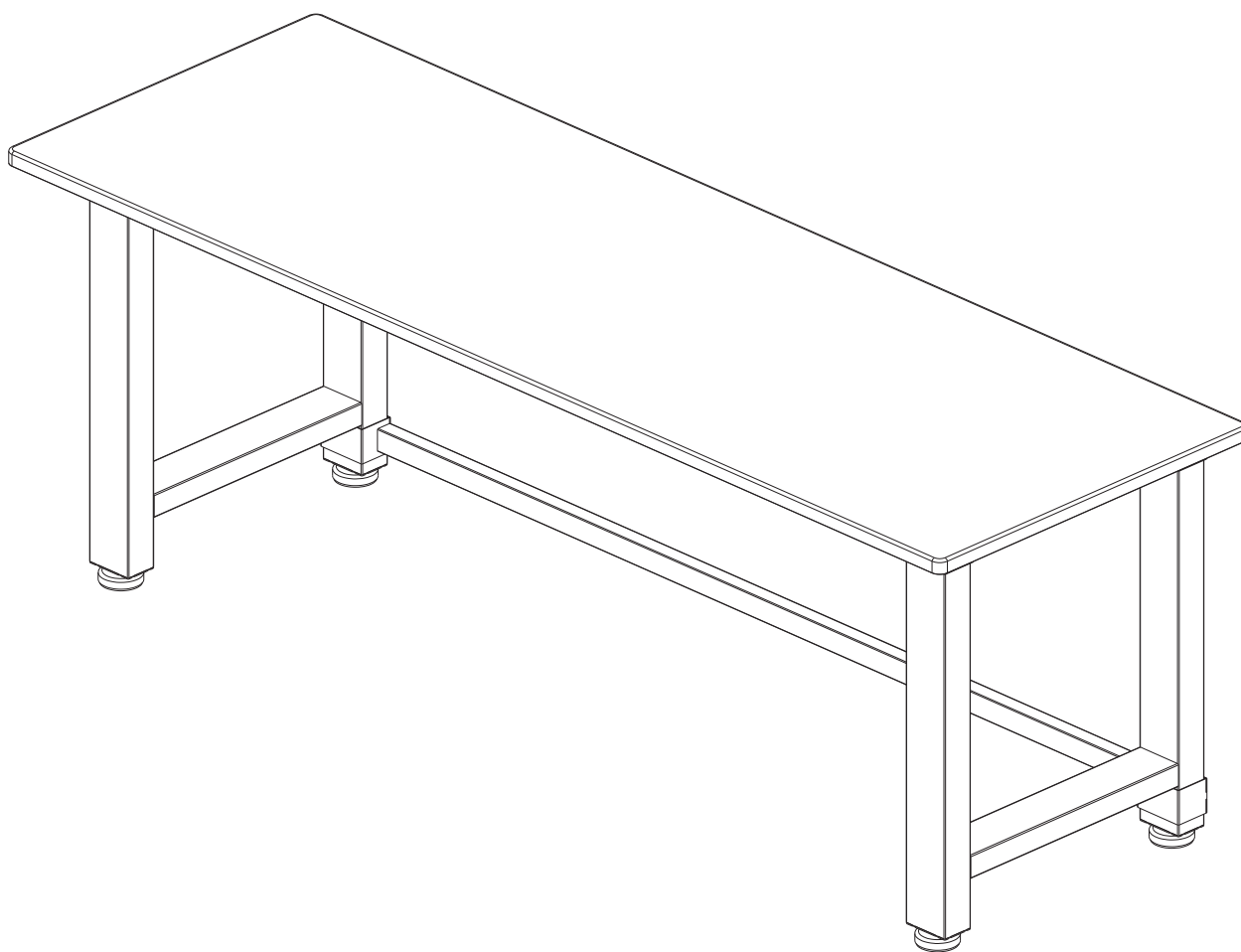


model no. 068-6099-0

Mastercraft®/MD

WORKBENCH



IMPORTANT :

Please read this manual carefully before installing this cabinet and save it for reference.

INSTRUCTION MANUAL




TABLE OF CONTENTS	3
SAFETY GUIDELINES	4
PARTS LIST	5
ASSEMBLY INSTRUCTIONS	6
MASTERCRAFT LINE	8
WARRANTY	9

TABLE OF CONTENTS

Safety guidelines

This manual contains information that relates to PROTECTING PERSONAL SAFETY and PREVENTING EQUIPMENT PROBLEMS. It is very important to read this manual carefully and understand it thoroughly before using the product. The symbols listed below are used to indicate this information.



CAUTION!

Potential hazard that may result in moderate injury or damage to equipment.

Note-The word “Note” is used to inform the reader of something the user needs to know about the tool.

SAFETY RECOMMENDATIONS

These precautions are intended for the personal safety of the user and others working with the user. Failure to follow these instructions may result in a permanent loss of vision, serious personal or even fatal injury, property damage and/or tool damage. Please take time to read and understand them.



CAUTION!

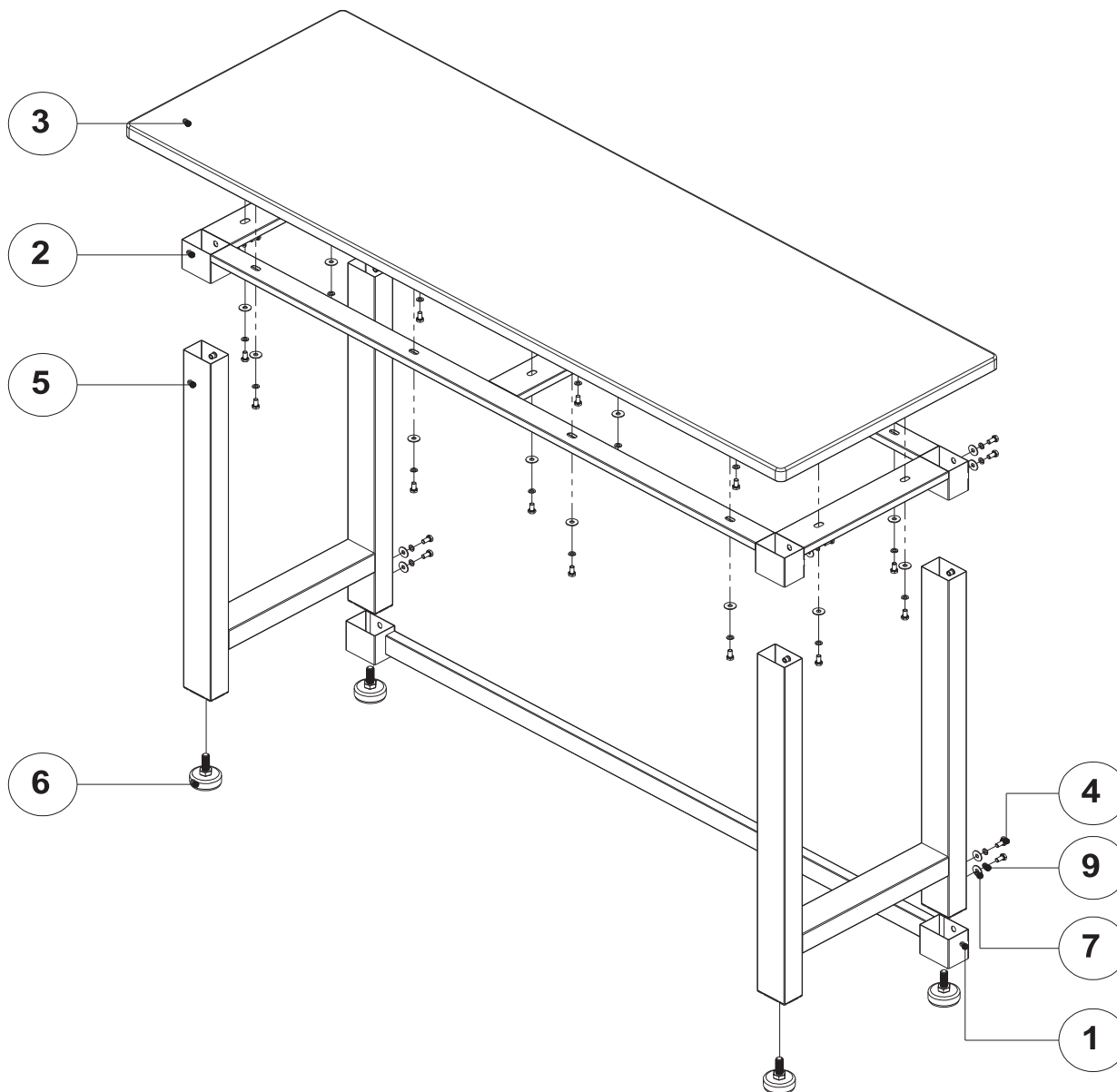
Potential hazard that may result in moderate injury or damage to equipment.

- The workbench should be positioned on a level surface.
- This workbench is intended for indoor use only.
- Check all nuts and bolts periodically and tighten them, if required.
- Use a slightly damp, soft cloth to clean the workbench.
- Do not stand on the workbench and do not use it as scaffold.
- Do not exceed the maximum load specified for this workbench.
- Any assembly or maintenance of the workbench must be carried out by adults only.
- Do not assemble or move the workbench without necessary manpower.
- Do not exceed the following weight limits for this product.

Maximum load: 660 lb (300 kg).

PARTS LIST

No.	Description	QTY	No.	Description	QTY
1	Bottom crossbar	1	7	Washer M8	26
2	Top frame	1	8	Wrench	1
3	Solid wood board	1	9	Spring washer M8	26
4	Screw M8*18	26	4	M8 x18L	
5	Leg	2	7	M8	
6	Leveling feet	4	9	M8	



PART LIST

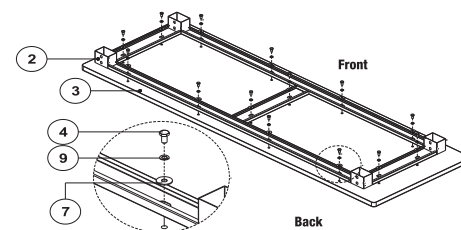
Assembly preparation

- Assemble the cabinet on a clean, level surface.
- Remove all items from the packaging box and ensure that all parts listed on page 5 are included.
- When installing parts that have more than one screw, tighten all screws by hand before tightening them with the screwdriver provided.

1 INSTALL SOLID WOOD BOARD (part 3) WITH TOP FRAME (part 2)

Place the Top Frame(part 2) on the Solid Wood Board (part 3) and line up the screw holes, using the Washer (part 7), Spring Washer (part 9) and Screw (part 4) to tighten by Wrench (part 8) as show in diagram (see Fig A).

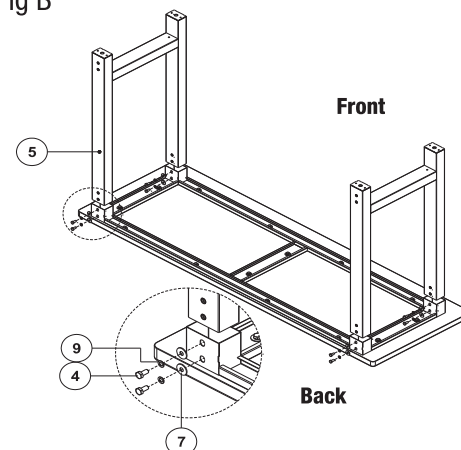
Fig A



2 INSTALL LEG (part 5)

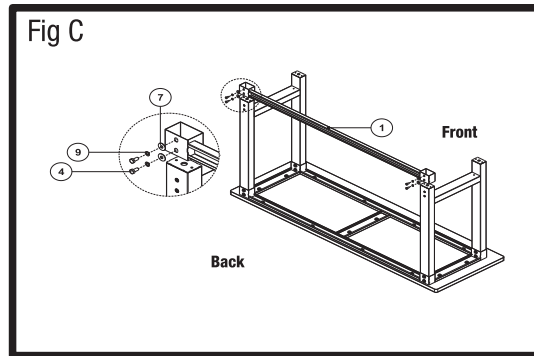
Slide the Legs (part 5) into the Top Frame(part 2) as shown and line up the screw holes. Use the Washer (part 7), Spring Washer (part 9) and Screw (part 4) to tighten the Legs&Top Frame together by Wrench (part 8) as show in diagram (see Fig B).

Fig B

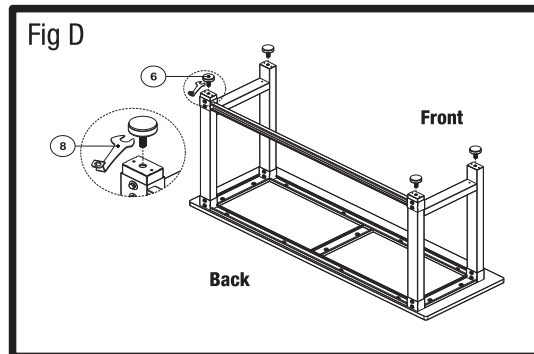


3 INSTALL BOTTOM CROSSBAR (part 1)

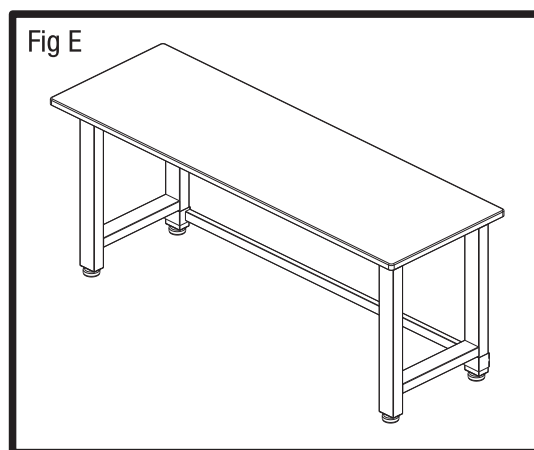
Fit the Bottom Crossbar (part 1) onto the Legs and line up the screw holes. Use the Washer (part 7), Spring Washer (part 9) and Screw (part 4) to tighten Leg & Bottom Crossbar together by Wrench (part 8) as shown in diagram (see Fig C).

**4 INSTALL LEVELING FEET (part 6)**

Use Wrench (part 8) to attach the Leveling Feet (part 6) onto the Legs (part 5) of the Workbench (see Fig D).

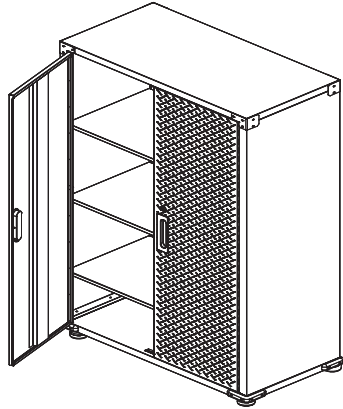


Turn the Workbench upright and now your workbench is ready for use (see Fig E).

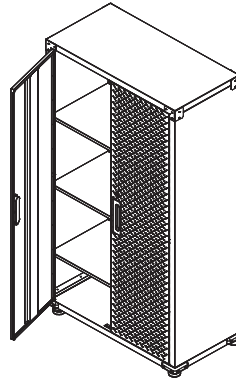


NOTE: Check all screws to make sure they are tightly fastened.

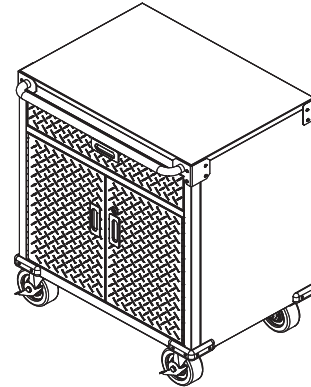
MASTERCRAFT LINE



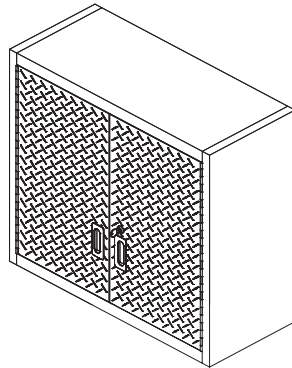
Model no. 068-0667-4
MC TALL STORAGE CABINET




Model no. 068-0003-4
TALL CABINET



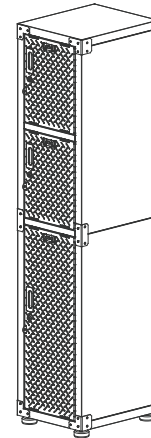
Model no. 068-0558-4
MC BASE CABINET



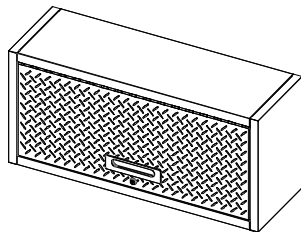
Model no. 068-1226-8
MC WALL CABINET



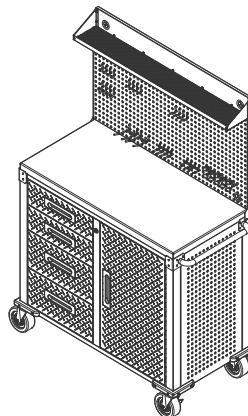
Model no. 068-7305-4
MC ROLLING CABINET



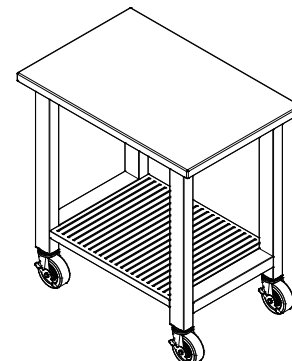
Model no. 068-0007-6
3-TIER LOCKER



Model no. 068-7306-2
MC 36" WALL CABINET



Model no. 068-0002-6
BUTCHER BLOCK TOP WORK CENTRE



Model no. 399-1300-2
MOBILE WORKTABLE

This Mastercraft product is guaranteed for a period of one (1) year from the date of original retail purchase, against defects in materials and workmanship. Subject to the conditions and limitations described below, this product, if returned to us with proof of purchase within the stated warranty period and if covered under this warranty, will be repaired or replaced (with the same model, or one of equal value or specification), at our option. We will bear the cost of any repair or replacement and any costs of labour relating thereto.

These warranties are subject to the following conditions and limitations

- a. a bill of sale verifying the purchase and purchase date must be provided;
- b. this warranty will not apply to any product or part thereof which is worn or broken or which has become inoperative due to abuse, misuse, accidental damage, neglect or lack of proper installation, operation or maintenance (as outlined in the applicable owner's manual or operating instructions) or which is being used for industrial, professional, commercial or rental purposes;
- c. this warranty will not apply to normal wear and tear or to expendable parts or accessories that may be supplied with the product which are expected to become inoperative or unusable after a reasonable period of use;
- d. this warranty will not apply to routine maintenance and consumable items such as, but not limited to, fuel, lubricants, vacuum bags, blades, belts, sandpaper, bits, fluids, tune-ups or adjustments;
- e. this warranty will not apply where damage is caused by repairs made or attempted by others (i.e. persons not authorized by the manufacturer);
- f. this warranty will not apply to any product that was sold to the original purchaser as a reconditioned or refurbished product (unless otherwise specified in writing);
- g. this warranty will not apply to any product or part thereof if any part from another manufacturer is installed therein or any repairs or alterations have been made or attempted by unauthorized persons;
- h. this warranty will not apply to normal deterioration of the exterior finish, such as, but not limited to, scratches, dents, paint chips, or to any corrosion or discolouring by heat, abrasive and chemical cleaners; and
- i. this warranty will not apply to component parts sold by and identified as the product of another company, which shall be covered under the product manufacturer's warranty, if any.

Additional Limitations

This warranty applies only to the original purchaser and may not be transferred. Neither the retailer nor the manufacturer shall be liable for any other expense, loss or damage, including, without limitation, any indirect, incidental, consequential or exemplary damages arising in connection with the sale, use or inability to use this product.

Notice to Consumer

This warranty gives you specific legal rights, and you may have other rights, which may vary from province to province. The provisions contained in this warranty are not intended to limit, modify, take away from, disclaim or exclude any statutory warranties set forth in any applicable provincial or federal legislation.

Made in China

Imported by
Mastercraft Canada Toronto, Canada M4S 2B8