


# CANVAS<sup>TM/MC</sup>

## Cube Floating Shelves

---

MODEL NO. 068-1530-2



## Installation Instructions


**Toll free: 1-888-670-6684**

IMPORTANT: Please read this manual carefully before installing this product. Keep this manual for future reference.

2

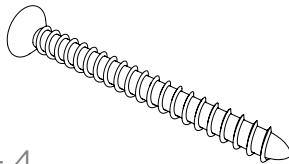
1

Floating Shelves - 2



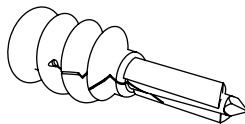
2

Installation Screws 4 x 40 mm - 4

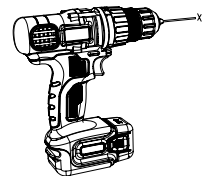


3

Drywall Anchors - 4



**WARNING:** It is strongly recommended that this Shelf be installed in at least one stud to ensure maximum stability and load capacity. When installing into a stud it may be useful to pre-drill a hole using a 3/32" (2.4 mm) drill bit.



3/32" (2.4 mm) Drill Bit

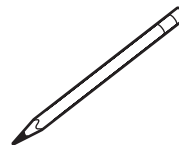
Needed for assembly (not included):



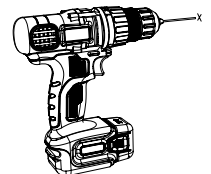
Stud Finder



Level

Cross-head  
Screwdriver

Pencil



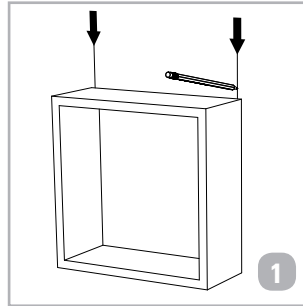
Drill

**Step 1**

Requires: **Floating Shelf (1), Pencil and Level**

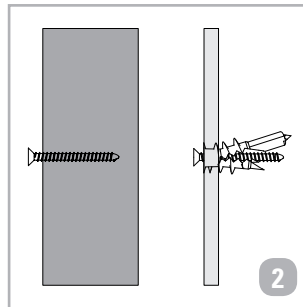
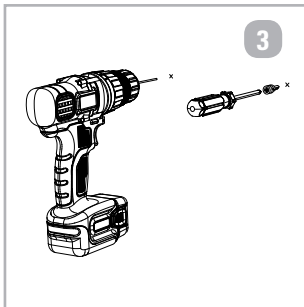
Using one of the Floating Shelves (1) as a guide, mark the hole locations directly above the mounting slots onto the wall with a pencil.

**Note:** Use a level to ensure the shelf (1) is level before proceeding.

**Step 2**

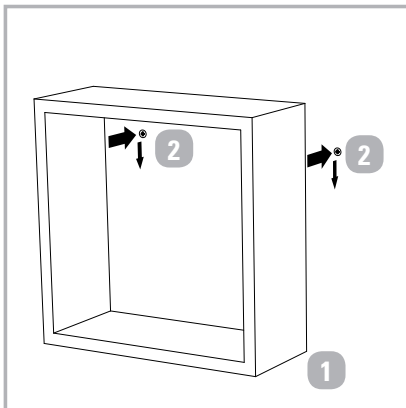
Requires: **Power Drill with 3/32" (2.4 mm) Drill Bit and Drywall Anchors (3)**

Using a power drill and 3/32" (2.4 mm) drill bit, drill holes at marked locations. If no studs are present, insert drywall anchors (3) into holes with a Cross-head Screwdriver. Leave Installation screws (2) exposed 3/16" (4.55 mm - 4.83 mm).

**Step 3**

Requires: **Floating Shelf (1) and Installation Screws (2)**

Secure the shelf (1) to the wall screws (2) by placing the mounting slots located on the backside of the shelf (1) directly over the exposed wall screws (2). Slowly lower the shelf (1) until it is secured. Repeat Steps 1-3 for the second shelf.





**WARNING:** For proper installation of this floating shelf system, it is recommended that one of the screws be installed into a stud. Failure to install the shelves in a stud will greatly affect weight loading stability and capacity. **Max. weight for each shelf: 20 lb (9.1 kg).**

Please read and understand this entire manual before attempting to install the product. If you have any questions regarding the product, please call customer service.

Before beginning installation of product, make sure all parts are present. Compare parts with package contents list and hardware contents list. If any part is missing or damaged, do not attempt to install the product. Contact customer service for replacement parts: 1-888-670-6684 (toll-free).

**Estimated Installation Time: 15 minutes.**

- **Clean using a clean, dry, soft cloth.**

**MASONRY HARDWARE: IMPORTANT:**

Included hardware is intended to be installed into drywall only; additional specialty hardware will be needed if installing into masonry.

**HEALTH NOTICE: IMPORTANT:**

Some of the building materials used in this home (or these building materials) emit formaldehyde. Eye, nose and throat irritation, headache, nausea and a variety of asthma-like symptoms, including shortness of breath, have been reported as a result of formaldehyde exposure. Elderly persons and young children, as well as anyone with a history of asthma, allergies, or lung problems, may be at greater risk. Research is continuing on the possible long-term effects of exposure to formaldehyde. Reduced ventilation may allow formaldehyde and other contaminants to accumulate in the indoor air. High indoor temperatures and humidity raise formaldehyde levels. When a home is to be located in the areas subject to extreme summer temperatures, an air-conditioning system can be used to control indoor temperature levels. Other means of controlled mechanical ventilation can be used to reduce levels of formaldehyde and other indoor air contaminants. If you have any questions regarding the health effects of formaldehyde, consult your doctor or local health department.

Made in China

Imported by Trileaf Distribution Trifeuil Toronto, Canada M4S 2B8

**Limited 1-year Warranty**

This product carries a one (1) year warranty against defects in workmanship and materials. Trileaf Distribution agrees to replace a defective product, within the stated warranty period, when returned to the place of purchase with proof of purchase. This product is not guaranteed against wear or breakage due to misuse and/or abuse.