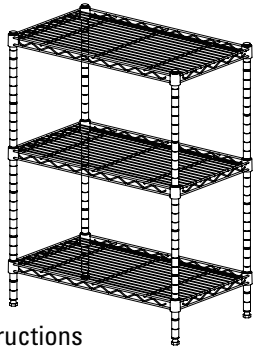




3-Tier Wire Shelving

Product No. 068-0324-0/068-0304-8



Assembly Instructions

Toll-free: 1-877-483-6759

IMPORTANT: Please read this manual carefully before beginning assembly of this product. Keep this manual for future reference.

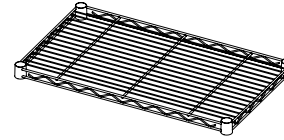
2

Product No. 068-0324-0/068-0304-8

Part List

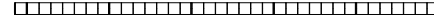
A

Shelf - 3



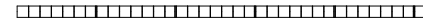
B

Top post - 4



C

Bottom post - 4



D

Tapered plastic sleeve - 24+2 extra



3

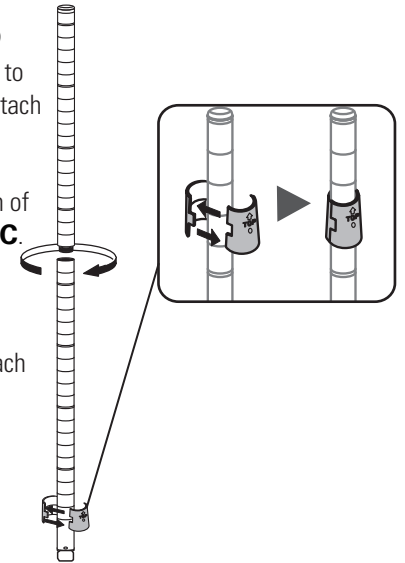
Product No. 068-0324-0/068-0304-8

Assembly

Step 1

Requires B,C,D

Attach top post **B** to bottom post **C**. Attach a pair of tapered plastic sleeves **D** around the bottom of each bottom post **C**. Tapered plastic sleeves must be assembled at the same height on each post.



4

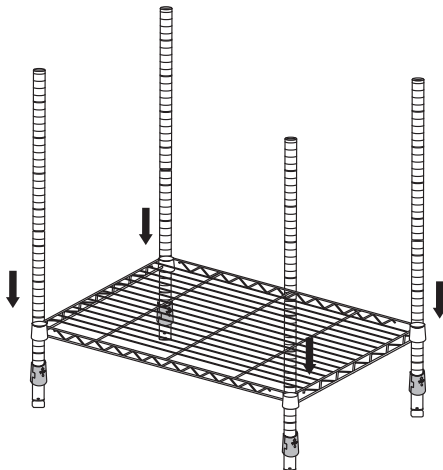
Product No. 068-0324-0/068-0304-8

Assembly

Step 2

Requires A,D

Slide shelf **A** onto top posts and push down towards the tapered plastic sleeves **D** at bottom of posts.



5

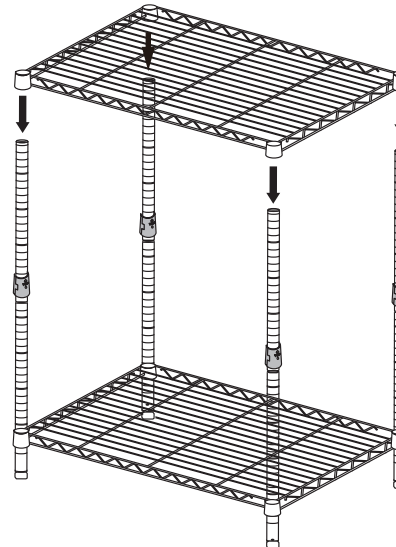
Product No. 068-0324-0/068-0304-8

Assembly

Step 3

Requires A,D

Attach additional pairs of tapered plastic sleeves **D** around the posts. Slide shelf **A** onto the tapered plastic sleeves **D**.



6

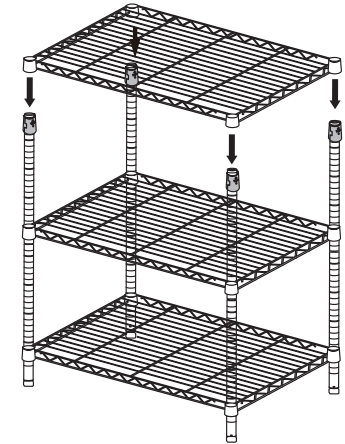
Product No. 068-0324-0/068-0304-8

Assembly

Step 4

Requires A,D

Attach additional pairs of tapered plastic sleeves **D** around the posts. Slide remaining shelf **A** onto the tapered plastic sleeves **D**.



Warning! To reduce the risk of serious injury, read the following safety instructions before assembling and using the product.

Caution! Always keep children under close supervision while they are using or around this product. Never leave children unattended.

Made in China

Imported for Trileaf Distribution Trifeuil Toronto, Canada M4S 2B8