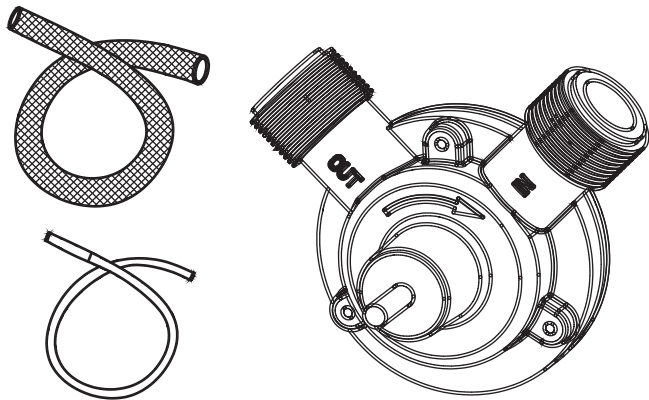


DRILL PUMP KIT



IMPORTANT:
Please read this manual carefully before running this drill pump kit and save it for reference.

INSTRUCTION MANUAL

SAFETY

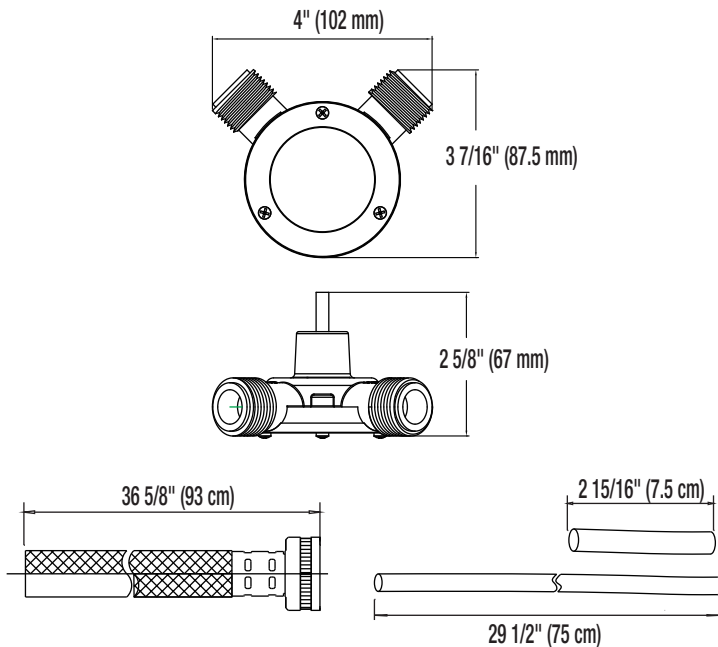
SAFETY

Please read this before installing or operating pump. This information is provided for your safety and to prevent equipment problems. Most accidents can be avoided by using common sense.

- Use 3-wire grounded cord or double-insulated drill, and follow safety precautions recommended by drill.
- Do not run dry. If pump fails to prime in 15–20 seconds, check to be sure inlet line is airtight and not kinked or clogged. Electric drills are not designed to be operated continuously nor should they be operated unattended. To do so can result in failure of the drill and/or pump.
- Risk of fire. Do not pump gasoline or other highly flammable liquids. Pump depends on fluid being pumped for lubrication.

Maximum flow:	205 U.S. GPH (776 L/hr)
Minimum speed:	1200 RPM
Liquid temp. range:	4.5–43°C (40–110°F)

DIMENSIONS



IMPORTANT INFORMATION


Works with any drill (Minimum Speed: 1200 RPM)

This pump does not turn freely by hand.
For long, trouble-free service, please follow these recommendations:

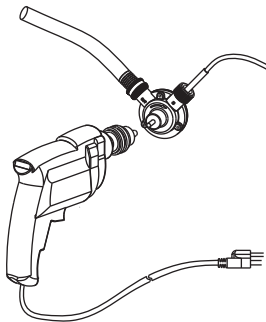
- To ensure optimum priming and long life it is recommended that a few drops of mineral or cooking oil be placed in pump inlet prior to use.
- Be sure inlet line is airtight and as short as possible, not to exceed 25' (7.6 m) horizontally.
- Only pump liquid within 40–110°F (4.5–43°C) temperature range.
- The inlet and discharge hose will normally prevent the pump from rotating. If holding the pump by hand, hold loosely — do not move from side to side.
- When pumping abrasive fluids or liquids with solids, long pump life will be obtained by using a screen or strainer on the inlet line.
- To prolong pump life, flush with clear water after use.
- Pumping thick fluid will affect performance.

INSTRUCTIONS

- Connect the short tube to the input, then connect the long hose to the short pipe.



- Screw the hose (included) on the pump outlet.
- Use 3-wire grounded cord or double-insulated drill, and follow the safety precautions recommended for the drill.



NOTE:

Always ensure the washer in the hose connector is not damaged. An airtight seal is necessary for this pump to operate.

WARRANTY

This Mastercraft product is guaranteed for a period of **one (1) year** from the date of original retail purchase, against defects in materials and workmanship.

Subject to the conditions and limitations described below, this product, if returned to us with proof of purchase within the stated warranty period and if covered under this warranty, will be repaired or replaced (with the same model, or one of equal value or specification), at our option. We will bear the cost of any repair or replacement and any costs of labour relating thereto.

These warranties are subject to the following conditions and limitations

- a bill of sale verifying the purchase and purchase date must be provided;
- this warranty will not apply to any product or part thereof which is worn or broken or which has become inoperative due to abuse, misuse, accidental damage, neglect or lack of proper installation, operation or maintenance (as outlined in the applicable owner's manual or operating instructions) or which is being used for industrial, professional, commercial or rental purposes;
- this warranty will not apply to normal wear and tear or to expendable parts or accessories that may be supplied with the product which are expected to become inoperative or unusable after a reasonable period of use;
- this warranty will not apply to routine maintenance and consumable items such as, but not limited to, fuel, lubricants, vacuum bags, blades, belts, sandpaper, bits, fluids, tune-ups or adjustments;
- this warranty will not apply where damage is caused by repairs made or attempted by others (i.e., persons not authorized by the manufacturer);
- this warranty will not apply to any product that was sold to the original purchaser as a reconditioned or refurbished product (unless otherwise specified in writing);
- this warranty will not apply to any product or part thereof if any part from another manufacturer is installed therein or any repairs or alterations have been made or attempted by unauthorized persons;
- this warranty will not apply to normal deterioration of the exterior finish, such as, but not limited to, scratches, dents, paint chips, or to any corrosion or discolouring by heat, abrasive and chemical cleaners; and
- this warranty will not apply to component parts sold by and identified as the product of another company, which shall be covered under the product manufacturer's warranty, if any.

Additional Limitations

This warranty applies only to the original purchaser and may not be transferred. Neither the retailer nor the manufacturer shall be liable for any other expense, loss or damage, including, without limitation, any indirect, incidental, consequential or exemplary damages arising in connection with the sale, use or inability to use this product.

Notice to Consumer

This warranty gives you specific legal rights, and you may have other rights, which may vary from province to province. The provisions contained in this warranty are not intended to limit, modify, take away from, disclaim or exclude any statutory warranties set forth in any applicable provincial or federal legislation.

Made in China

Imported for
Mastercraft Canada Toronto, Canada M4S 2B8