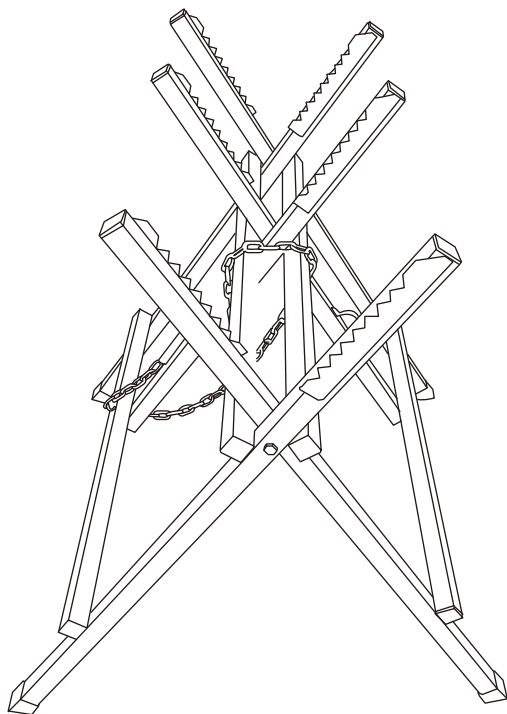




YARDWORKS®

SAWHORSE


Model no. 060-3773-8



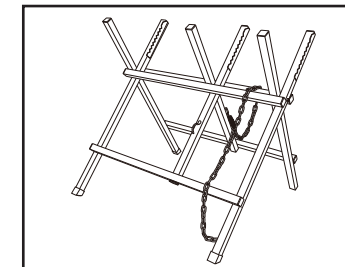
Model no. 060-3773-8

INSTRUCTION

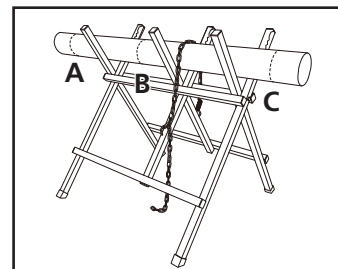
The whole Sawhorse is pre-assembled and can be used without further assembly.



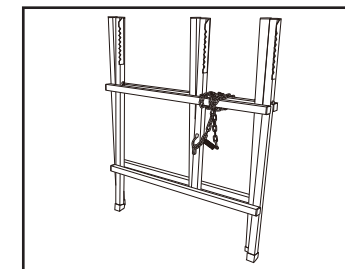
1. Unleash the chain to open the frame.



2. Lay the sawhorse on the ground.



3. Then you could cut the log at A / B / C or any other point into any length that you want



4. Close the sawhorse for storage after used.

SPECIFICATIONS

Maximum log length	10' (3 m)
Maximum cutting diameter	12" (30.5 cm)
Maximum log weight	1000 lb (454 kg)
Product length	32" (81 cm)
Product width	31 1/2" (80 cm)
Product height	31 1/8" (79 cm)

Made in China

Imported by Yardworks Canada Toronto, Canada M4S 2B8