


NOMA[®] MD

SOLAR ACCENT LIGHT Deck & Fence

model no. 052-1603-6



Toll-free: 1-866-827-4985

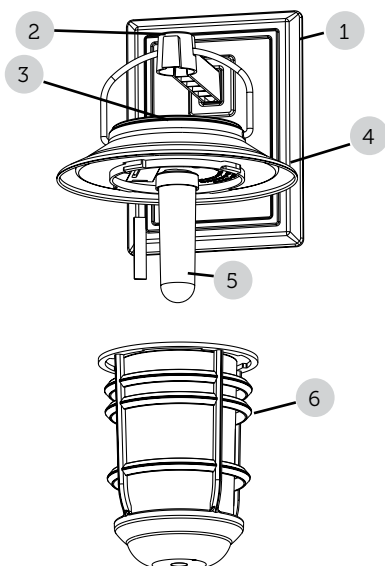
IMPORTANT: Please read this manual carefully
before using this product and save it for reference

Instruction Manual

Specifications	3
Know Your product	3
Operation	4
First Time Use	4
Assembly and Operation	5
Troubleshooting	6
Battery Replacement	7
Caution	8
Warranty	8

1. Accent Light	Add a new ambience and a fresh look to your house, garden, patio and yard.
2. Crystalline Solar Panel	The solar panel converts sunlight into electricity and recharges the battery. Crystalline solar panels hold a better charge than the amorphous solar panels.
3. Wall Mount	Unique wall mount allows installation in any sunny location.
4. Body	The body of the fixture is made in aluminum for extra durability.
5. Filament LED	Traditional look with LED technology
6. Hook	Made of plastic to provide a steady support.
7. Photocell	Photocell technology automatically turns on at dusk and turns off at dawn.
8. Battery	Includes 1 AA NI-MH rechargeable battery.

Model	052-1603-6
Colour	Black
Solar Panel	Crystalline
Battery (Included)	1 X AA NI-MH 800mAh Rechargeable Battery
Weatherproof	Yes
Dusk-to-Dawn	Yes
Net Weight	1 lb 2 oz (0.8 kg)
Dimensions (L x W x H)	6 5/16 x 6 5/16 x 9 1/2" / 16 cm x 16 cm x 24.2 cm



1. Back plate
2. Hook
3. Solar Panel
4. Top Cap
5. Bulb
6. Cage

KNOW YOUR PRODUCT

Before use of this product, familiarize yourself with all operating features and safety rules.

HOW YOUR SOLAR LIGHT WORKS

During the day, the solar panel converts sunlight into electricity and recharges the battery. At night, the light turns on automatically using the electricity stored during that day.

The number of hours the light stays on depends on your geographical location, weather conditions and seasonal sunlight availability.

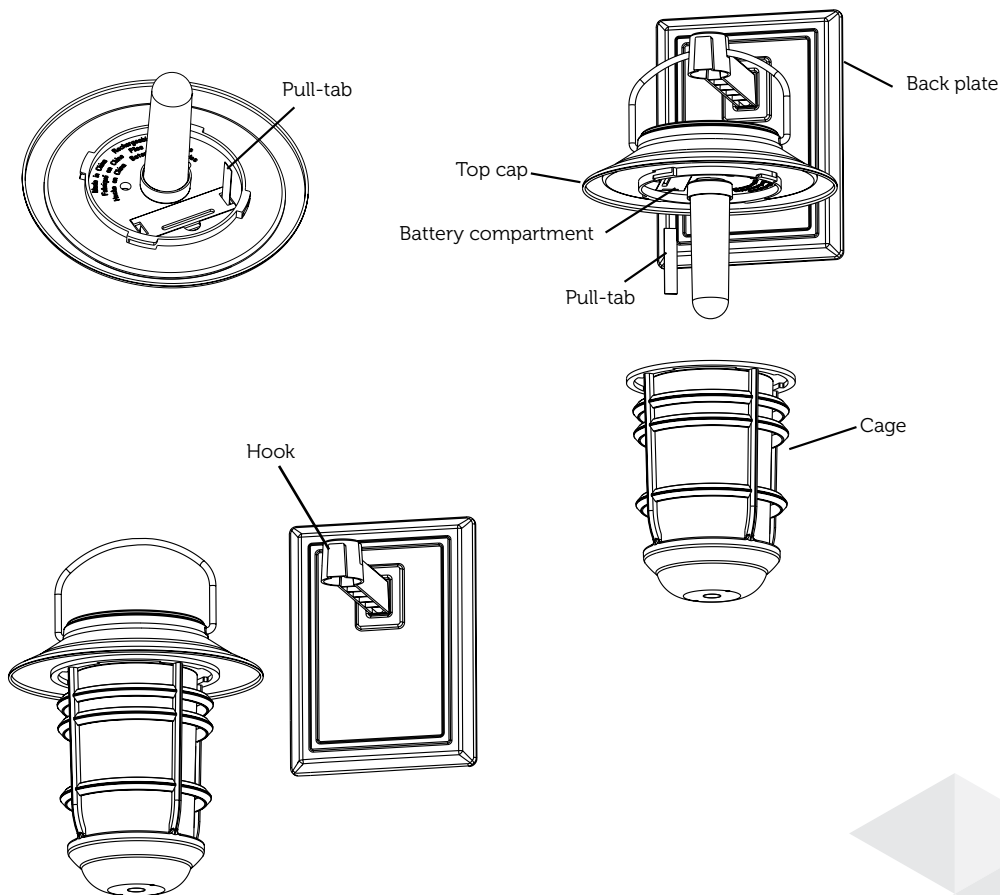
Place the solar light fixture in an area where it can receive direct sunlight for at least 8 hours each day. Shadowed locations will not allow the battery to charge fully and will reduce the hours of nighttime lighting. The selected location should not be near nighttime light sources, such as porch lights, street lights or pool lights, as these may cause the solar light to turn off prematurely.

FIRST TIME USE

If the solar panel is covered by a protective film, remove it before using the product. Remove the pull-tab from the solar light. Place the solar light in a location where it can receive a full 8 hours of sunlight to allow the rechargeable battery to reach maximum capacity.

REMINDER: Make sure the Solar Light gets eight (8) hours of sunlight before use.

- Remove top cap by turning counter-clockwise.
- Remove pull-tab.
- Re-install top cap by turning clockwise.
- Using the 2 screws provided, attach back plate to the desired location.
- Hang the wall light on the hook.



If the light does not turn on at dusk after 8 hours of charging:

Ensure that the solar light is in a bright sunny location and not in a shady area during the day.

Make sure that the light's photocell is not affected by other light sources at night.

Make sure the pull-tab has been removed.

Verify that the battery is making contact with the terminal and that they have been inserted in the correct polarity.

- This operation should be done in the morning on a sunny day. This will allow the solar panel to receive a full 8 hours of sunlight so that the rechargeable battery can reach maximum capacity.

model no. 052-1603-6 | contact us: 1-866-827-4985

- Safe for outdoor operation.
- Failure to insert battery in the correct polarity, as indicated in the battery compartment, may shorten the life of the battery or cause battery to explode or leak.
- Do not dispose of battery in fire.
- Battery must be recycled or disposed of properly. Dispose of as per requirements of your local municipality.
- Remove battery if it's no longer working or if product is to be left unused for a long period.
- **REPLACEMENT PARTS MAY BE ORDERED BY USING THE FIXTURE MODEL NUMBER AND THE PART'S NAME.**

Caution

Made in China
Imported by/Importé par
Noma Canada, Toronto, Canada M4S 2B8

ONE-YEAR LIMITED WARRANTY

This product carries a one (1) year warranty against defects in workmanship and materials. Noma agrees to replace the defective product free of charge within the stated warranty period, when returned by the original purchaser with proof of purchase. This product is not guaranteed against wear or breakage due to misuse and/or abuse.



Noma Canada
Toronto, Canada M4S 2B8

