

Shark.

DETECT PRO™

SELF-EMPTY ROBOT

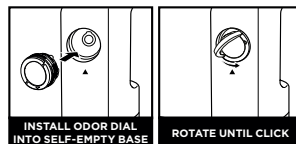
QUICK START GUIDE

RV2810AECA Series

Getting Started

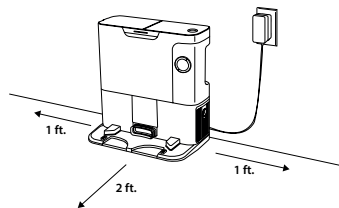
1 Insert Odor Dial and Cartridge Into Self-Empty Base

- **Note:** Please ensure that the odor dial and cartridge are inserted before running the robot.



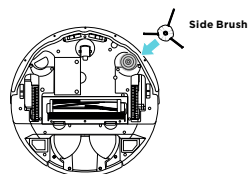
2 Set up Self-Empty Base

- Remove any plastic wrap and foam from the robot and base.
- Place base in a location with a strong Wi-Fi signal.
- Dock LED will turn green when powered ON.
- **Note:** Check between the bumper and wheels to ensure all protective materials are removed prior to robot use.



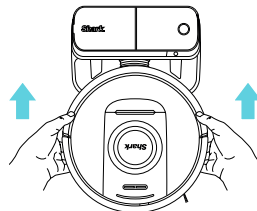
3 Attach Side Brush

- **Note:** Side brush design may vary.



4 Place Robot on Self-Empty Base

- Robot will turn on when properly placed on the dock.
- Dock LED will turn blue when the robot is charging.



5 Scan QR code to download the SharkClean™ app to complete robot setup.



App Features

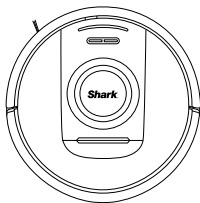
- ✓ Mapping
- ✓ Scheduling
- ✓ No-Go Zones
- ✓ Cleaning Reports



Turn Page 

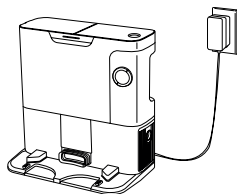
What's Included

Robot



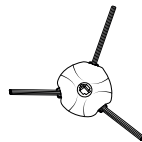
Shark Detect Pro™ Robot.

Self-Empty Base



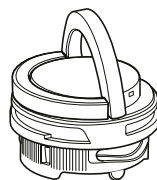
Holds dirt and debris.
Capacity varies based on model.

Side Brush



Moves debris into robot's path.

Odor Dial and Cartridge



Shark® Odor Neutralizer Technology
guards against bad odors in the Self-Empty Base.

Customer Support

1. Visit the **app** or **sharkclean.ca/support**

- Owner's Guide
- Troubleshooting
- How-To Videos
- FAQs
- Tips & Tricks

2. For additional help, please scan the QR code to visit the digital support site or call **1-855-520-7816** for robot support.



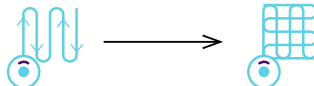
Tips and Tricks

- To manually turn ON/OFF your robot, hold down the DOCK button for 5-7 seconds.
- When performing maintenance, always place the robot on a level surface and turn off the power.
- Clean brushroll and filter regularly.

Maximize Your Robot Experience

• **DirtDetect**

When the robot detects a mess, the lights will turn purple and show how much debris is being picked up in real time as it engages in a deep cleaning pattern.



• **Shark NeverStuck™ Technology**

Your robot will adjust its suspension and the orange lights will illuminate when the robot moves over obstacles.

