



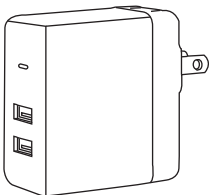
## DUAL USB WALL CHARGER

Model No. 035-7137-2

It includes type of AC plugs-US plug with cETLus certification.  
QC 3.0 USB + USB ports allow charging of phones, digital devices, tablets, PCs and QC 3.0 devices at the same time.

Please read this user manual carefully to avoid improper use.

### **1.Appearance:**



## 2. Specifications:

Input: 100-240 V 50/60 Hz 0.6 Max

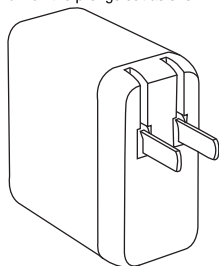
TYPE A USB output: 5 V/2.4 A

QC 3.0 USB output: 5 V/3 A, 9 V/2 A, 12 V/1.5 A

Total output: 4.8 A, 24 W Max

## 3. How to use:

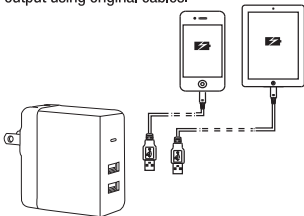
- Check the appearance of the plug and each USB port.
- Pull the prongs out as shown below.



c. Insert into power supply socket.



d. Connect the USB output to the electronic devices using original cables.  
For devices that support quick charge, choose to connect the QC 3.0 USB output using original cables.



**Attention:** Do not play the device when charging, this is not good for the battery of the device.

4. When fully charged, disconnect the device with cable and unplug the wall charger from the power supply socket.

**Warning:**

1. Unplug the charger. DO NOT leave the charger inserted in the power socket with cable.
2. Do not charge any digital devices which is out of range of specifications.
3. Do not use or put the charger in high temperatures or wet places when it is charging.
4. Do not modify, disassemble, open, drop or crush the charger.
5. Keep the charger away from flames and direct sunlight to avoid damage.
6. This charger is not a toy. Keep it away from children, especially when it is charging.

Made in China

Imported by TRILEAF DISTRIBUTION TORONTO, CANADA M4S 2B8



Charger must be recycled or disposed of properly. Dispose of as per the requirements of your local municipality.